



**GOVERNMENT OF KERALA
DEPARTMENT OF FISHERIES**

FISHERIES HAND BOOK - 2019



Directorate of Fisheries
4th Floor, Vikas Bhavan, Thiruvananthapuram - 33
www.fisheries.kerala.gov.in





FISHERIES

HAND BOOK

2 0 1 9

Government of Kerala
Directorate of Fisheries
IV Floor, Vikasbhavan
Thiruvananthapuram - 695033



ജെ. മേഴ്സിക്വട്ടി അമ്മ

മത്സ്യബന്ധന ഹാർബർ എഞ്ചിനീയറിംഗും കൗശല വിദ്യാഭ്യാസവും വകുപ്പ് മന്ത്രി കേരള സർക്കാർ



കേരള സർക്കാർ

ഓഫീസ് : സൗത്ത് സാൻവിച്ച് ബ്ലോക്ക്
മൂന്നാം നില, റൂം നമ്പർ 532
ഗവൺമെന്റ് സെക്രട്ടേറിയറ്റ്, തിരുവനന്തപുരം
ഫോൺ: 04712333526, 2327495
ഫാക്സൺ : 9447592200
ഇ-മെയിൽ : min.fish@kerala.gov.in

സന്ദേശം

06.03.2019

വികസന പാതയിൽ ചരിത്രമാകാവുന്ന നിരവധി പദ്ധതികളുമായി സംസ്ഥാന സർക്കാർ മുന്നേറുകയാണ്. മത്സ്യബന്ധന മേഖലയിലും മത്സ്യകൃഷി മേഖലയിലും ഇത്തരത്തിലുള്ള നിരവധി പദ്ധതികൾ നടപ്പായി വരുന്നു. പദ്ധതി സംബന്ധിച്ചുള്ള വിശദാംശങ്ങളും, അവ പ്രയോജനപ്പെടുത്തേണ്ടതിന്റെ ആവശ്യകതയും, മത്സ്യമേഖലയിലെ നിരവധി അറിവുകളും, മത്സ്യത്തൊഴിലാളികൾക്കും, പൊതു സമൂഹത്തിനും ഉപയോഗപ്പെടുത്താൻ രീതിയിൽ 'ഫിഷറീസ് ഹാൻ്റ് ബുക്ക് 2019' പ്രസിദ്ധീകരിക്കുന്നു എന്ന് അറിഞ്ഞതിൽ വളരെ സന്തോഷം. ഹാൻ്റ് ബുക്ക് തയ്യാറാക്കുതിന് മുൻകൈ എടുത്ത വകുപ്പിലെ ജീവനക്കാരുടെ പ്രശംസിക്കുന്നതിനോടൊപ്പം ഹാൻ്റ് ബുക്ക് പ്രസിദ്ധീകരണത്തിന് എന്റെ എല്ലാവിധ ആശംസകളും നേരുന്നു.

ജെ. മേഴ്സിക്വട്ടി അമ്മ



കേരള സർക്കാർ



വെങ്കടേശപതി, എസ്., ഐ. എ. എസ്
ഫിഷറീസ് ഡയറക്ടർ

ആമുഖം

മത്സ്യബന്ധന - കൃഷി മേഖലയിലെ പദ്ധതി പദ്ധതിയേതര വിവരങ്ങൾ ക്രോഡീകരിച്ച് ഒരു പുസ്തകം പ്രസിദ്ധീകരിക്കണമെന്ന് വകുപ്പിന്റെ ഏറെ കാലമായുള്ള ഒരാഗ്രഹമായിരുന്നു. ഇത്തരത്തിൽ വിവരശേഖരണം നടത്തി ക്രോഡീകരിച്ച് പൊതുജനങ്ങൾക്കും മേഖലയുമായി ബന്ധപ്പെട്ട പ്രവർത്തിക്കുന്നവർക്കും ഒരുപോലെ ഗുണകരമാകുന്ന 'ഫിഷറീസ് ഹാന്റ് ബുക്ക് 2019' പ്രസിദ്ധീകരിക്കാൻ കഴിഞ്ഞതിൽ അതിയായ സന്തോഷമുണ്ട്. ഫിഷറീസ് മേഖലയെ കുറിച്ചുള്ള സമഗ്രമായ വിവരങ്ങൾ ഉൾപ്പെടുത്തി തയ്യാറാക്കിയ ഈ കൈപ്പുസ്തകം വകുപ്പിന്റെ ഇത്തരത്തിലുള്ള ആദ്യ പ്രസിദ്ധീകരണവുമാണ്. ഗവേഷകർ, വിദ്യാർത്ഥികൾ, ഉദ്യോഗാർത്ഥികൾ, ആസൂത്രകർ, മത്സ്യ മേഖലയുമായി ബന്ധപ്പെട്ട പ്രവർത്തിക്കുന്നവർ, സർവ്വോപരി വകുപ്പിലെയും അനുബന്ധ സ്ഥാപനങ്ങളിലെയും ഉദ്യോഗസ്ഥർക്കും ഒരു 'റെഡി റെക്കണർ' ആയി ഉപയോഗിക്കാവുന്ന ഇത് തയ്യാറാക്കുന്നതിന് മുൻകൈ എടുത്തവരും അതിനായി അഹോരാത്രം പ്രവർത്തിച്ച വരുമായ എല്ലാ ഉദ്യോഗസ്ഥരെയും അഭിനന്ദിക്കുന്നു.

ഈ ഹാന്റ് ബുക്ക് മേഖലയുടെ മുന്നോട്ടുള്ള പ്രയാണത്തിൽ ഒരു മുതൽക്കൂട്ടാകട്ടെ എന്ന് ആശംസിക്കുന്നു.

വെങ്കടേശപതി,
എസ്., ഐ. എ. എസ്

INDEX

Sl. No.	Item	Page No
1	General Profile	7
2	Plan Outlay and Expenditure of Fisheries Department	8
3	GDP of Fisheries Sector (At current prices) in Lakh	9
4	Fish Production in Kerala	9
5	Registered No of Active Fishermen and Allied Workers	10
6	District wise details of Fresh Water Resources	10
7	Fresh Water Lakes in Kerala	11
8	Brackish Water Area in Kerala	11
9	Details of Rivers in Kerala	12
10	List of Backwaters of Kerala	13-14
11	District wise details of Fish Production in Kerala	15
12	District wise and Species wise Marine Fish Landings 2012-13 in Kerala	16-17
13	District wise and Species wise Marine Fish Landings 2013-14 in Kerala	18-19
14	District wise and Species wise Marine Fish Landings 2014-15 in Kerala	20-21
15	District wise and Species wise Marine Fish Landings 2015-16 in Kerala	22-23
16	District wise and Species wise Marine Fish Landings 2016-17 in Kerala	24-25
17	District wise and Species wise Marine Fish Landings 2017-18 in Kerala	26-27
18	District wise and Species wise Inland Fish Landings in Kerala 2013-14	28
19	District wise and Species wise Inland Fish Landings in Kerala 2014-15	29
20	District wise and Species wise Inland Fish Landings in Kerala 2015-16	30

21	District wise and Species wise Inland Fish Landings in Kerala 2016-17	31
22	District wise and Species wise Inland Fish Landings in Kerala 2017-18	32
23	Export of Marine Products from Kerala	33
24	Savings cum Relief Scheme 2016-17	33
25	Savings cum Relief Scheme 2017-18	34
26	Accident Group Insurance to Fishermen and Allied Workers	34
27	Fund Released to Matsyafed	34
28	Housing, Coaching Given, Awareness Camp	35
29	Medical Camp, Career Guidance	36
30	Fishermen Population 2015-16	37
31	Fishermen Population 2016-17	38
32	Fishermen Population 2017-18	39
33	Fishermen Population 2018-19	40
34	Registered No of Active Fishermen and Allied Workers District wise details 2015	41
35	Registered No of Active Fishermen and Allied Workers District wise details 2016	42
36	Registered No of Active Fishermen and Allied Workers District wise details 2017	43
37	Registered No of Active Fishermen and Allied Workers District wise details 2018	44
38	Micro Finance Scheme and Co-operative Societies in Fisheries Sector 2015-16	45
39	Micro Finance Scheme and Co-operative Societies in Fisheries Sector 2016-17	46
40	Micro Finance Scheme and Co-operative Societies in Fisheries Sector 2017-18	47
41	Details of Interest free Loan, Development of Micro Enterprises and Shift to Appropriate Business 2017-18	48
42	District wise Details of Pensioners under KFWF BOARD 2017	49

43	District wise Details of Branding, Marketing & Capacity Building Programme 2017-18	50
44	District wise details of Educational Concession to Fishermen Children through Fisheries Department 2015-16	51
45	District wise details of Educational Concession to Fishermen Children through Fisheries Department 2016-17	51
46	District wise details of Educational Concession to Fishermen Children through Fisheries Department 2017-18	52
47	District wise details of Fish Vendors	53
48	District wise details of Technology Improved, Health Camp, Awareness Campaign and Theeranaipunya through SAF 2017-18	54
49	Fisheries Farms and Hatcheries in the Public Sector	55-57
50	Fish Seed Production 2013-14 to 2017-18	58-67
51	Major Aquariums in Kerala	68
52	Details of Dispensaries Constructed by the Fisheries Department	68-69
53	Fishing Harbours in Kerala	69
54	Marine Fishing Villages	70-75
55	Matsyabhavans in Kerala	76-79
56	List of Inland Fishing Villages	79-83
57	District wise details of Fish Landing Centres/Sites	84-89
58	Modern Highgenic Fish Markers	89
59	Contact Details	90-110

General Profile

Kerala – at a glance

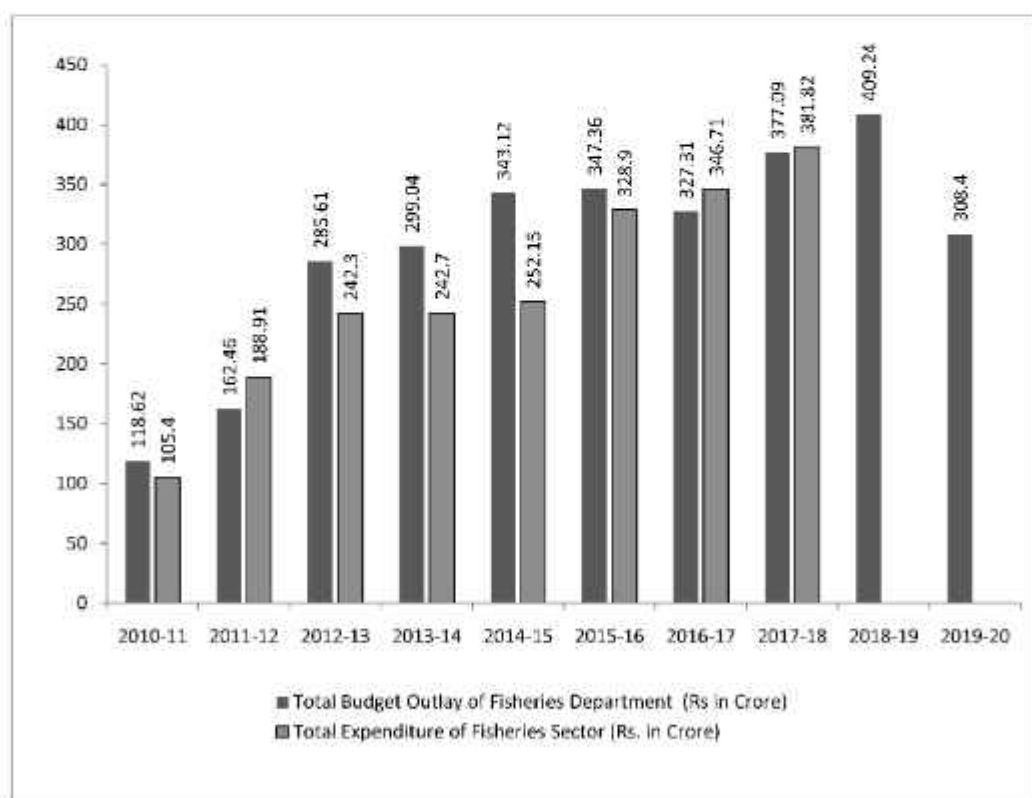
1	Location of Kerala		North Latitude between 8° 18' and 12° 48' East Longitude between 74° 72' and 77° 22'
2	Area	:	38863 Sq.Km
3	No. of Districts	:	14
4	No. of Revenue Divisions	:	21
5	No. of Taluks	:	77
6	No. of Municipal Corporations	:	6
7	No. of Municipalities	:	87
8	No. of Grama Panchayats	:	978
9	No. of CD Blocks	:	152
10	Coastline of Kerala	:	590 Kms
11	No. of Rivers	:	44

Population of Kerala	2011 Census	2018 Projected	2019 Projected
Population of Kerala	3.341 Crore	3.458 Crore	3.475 Crore
Male	1.603 Crore	1.659 Crore	1.667 Crore
Female	1.738 Crore	1.799 Crore	1.808 Crore
Population Growth	4.91%	---	---
Percentage of Kerala Population in India	2.76%		
Sex Ratio	1084		
Child Sex Ratio	964		
Density/km ²	860		
Total Child Population (0-6 Age)	34.73Lakh	36.09 Lakh	36.29 Lakh
Male Population (0-6 Age)	17.68Lakh	18.38 Lakh	18.48 Lakh
Female Population (0-6 Age)	17.05Lakh	17.71 Lakh	17.81 Lakh
Literacy	94.00 %	---	---
Male Literacy	96.11 %		
Female Literacy	92.07 %		

Plan Outlay and Expenditure of Fisheries department

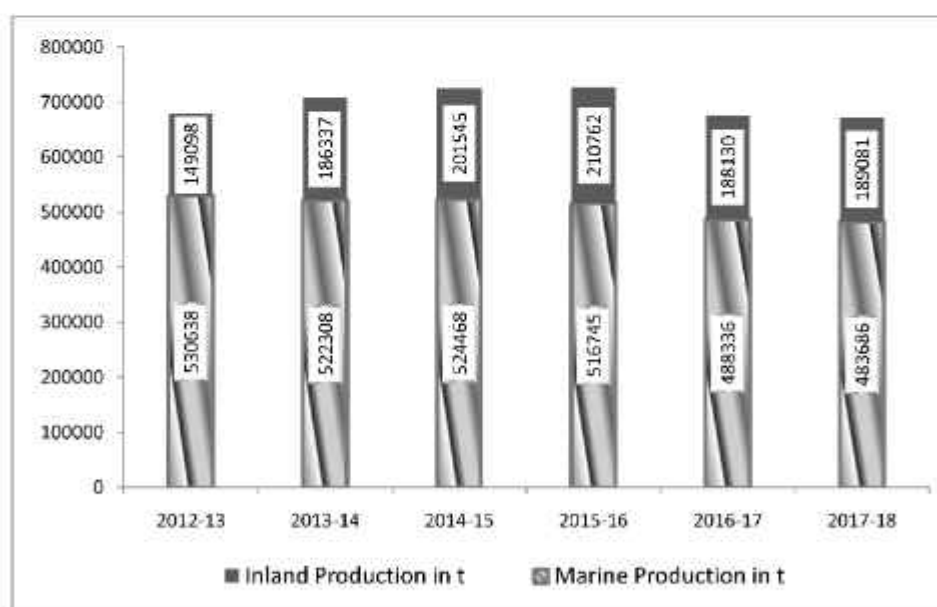
Year	Total Budget Outlay of Fisheries Department (Rs in Crore)	Total Expenditure of Fisheries Sector (Rs. in Crore)	Percentage of Expenditure
2010-11	118.62	105.40	88.85
2011-12	162.46	188.91	116.28
2012-13	285.61	242.3	84.84
2013-14	299.04	242.7	81.16
2014-15	343.12	252.15	73.49
2015-16	347.36	328.90	94.70
2016-17	327.31	346.71	105.93
2017-18	377.09	381.82	101.25
2018-19	409.24	265.52*	64.88
2019-20	308.40		

*Expenditure upto January 2019

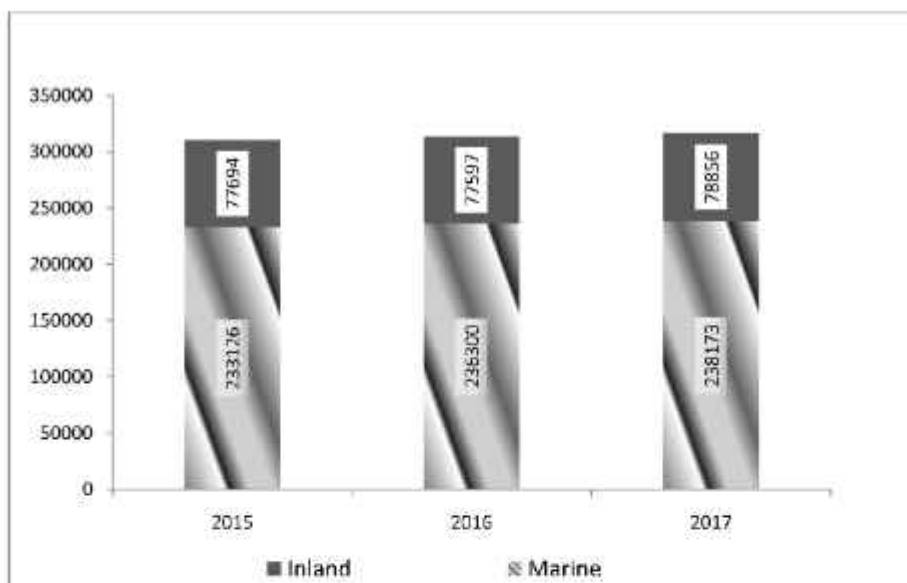


GDP of Fisheries Sector (At current prices) in Lakhs (Base year 2011-12)

Items	2013-14	2014-15	2015-16	2016-17	2017-18
GVA from Fisheries sector (Rs in Lakhs)	622837	704319	834359	973424	1110723
GVA from Primary sector (Rs in Lakhs)	5903097	6739502	6606683	7265108	8055764
Total GVA of Kerala from all sectors (Rs in Lakhs)	42910029	47180920	50913738	55301371	61037724
GSDP of Kerala (Rs in Lakhs)	46504121	51256405	56199361	61635704	68676443
% contribution of Fisheries sector to Primary sector	10.55	10.45	12.63	13.40	13.79
% contribution of Fisheries sector to Total GVA of State	1.45	1.49	1.64	1.76	1.82
Per capita income of Kerala (In Rs)	137515	150824	164554	179580	199101
Per capita income of Fishermen (In Rs)	61473.04	69183.05	71908	94610.07	107419.3

Fish Production in Kerala

Registered Number of Active Fishermen and Allied Workers



District-wise Details of Fresh Water Resources

Districts	Panchayat Ponds		Holy ponds and streams		Village ponds and other water holds		Irrigation Tanks	
	Number	Area (ha)	Number	Area (ha)	Number	Area (ha)	Number	Area (ha)
Thiruvananthapuram	1706	297.25	67	20.03			34	1.54
Kollam	589	62.93	188	24.96	16	35.55	17	150.26
Pathanamthitta	390	43.28	66	3.97			6	15.48
Alappuzha	340	322.56	303	44.24			3	16.18
Kottayam	226	19.05	207	25.53	7	0.40	75	19.07
Idukki	65	2.81	25	0.71			47	4.03
Ernakulam	719	233.17	201	26.94	54	245.94	72	13.98
Thrissur	959	240.68	305	111.77	3	40.48	228	507.72
Palakkad	629	176.84	334	145.59	6	35.25	60	759.18
Malappuram	545	38.14	275	15.43	7	2.04	45	6.10
Kozhikode	96	13.53	264	17.64	11	2.10	24	1.11
Wayanad	28	5.16	5	2.08	22	10.66	61	5.44
Kannur	292	19.86	312	35.77	9	97.13	35	90.01
Kasaragod	264	11.43	137	4.71	50	25.94	145	1244.28
Total	6848	1486.69	2689	479.37	185	495.49	852	2834.38

* Source: Pan Fish Survey

Fresh Water Lakes in Kerala

Sl. No.	Name of Lake	District	Area (ha)
1	Vellayani Lake	Thiruvananthapuram	250
2	Sasthamkotta Lake	Kollam	440
3	Eravikulam Lake	Idukki	3
4	Devikulam Lake	Idukki	10
5	Elephant Pond	Idukki	6
6	Periyar Lake	Idukki	605
7	Mankodi Lake	Thrissur	205
8	Muriyad Lake	Thrissur	94
9	Pookode Lake	Wayanad	7
Total			1620

Brackish water Area in Kerala

Sl. No.	Name of District	Area in Ha.
1	Thiruvananthapuram	1424
2	Kollam	8604
3	Pathanamthitta	Nil
4	Alappuzha	15223
5	Kottayam	4327
6	Idukki	Nil
7	Ernakulam	16213
8	Thrissur	4272
9	Palakkad	Nil
10	Malappuram	1796
11	Kozhikode	4162
12	Wayanad	Nil
13	Kannur	5944
14	Kasaragode	3248
TOTAL		65213

Details of Rivers in Kerala

I-West Flowing Rivers

Sl. No.	Name of Rivers	Length (Kms)	Sl. No.	Name of Rivers	Length (Kms)
1	Manjeswar	16	22	Tirur	48
2	Uppala	50	23	Bharathapuzha	209
3	Shriya	67	24	Kecheri	51
4	Mogral	34	25	Puzhakkal	29
5	Chandragiri	105	26	Karivanm	48
6	Chittari	25	27	Chalakydy	130
7	Nileswar	46	28	Periyar	244
8	Kariyangode	64	29	Moovatnapuzha	121
9	Kawayi	31	30	Mecnachil	78
10	Peruvenba	51	31	Manimala	90
11	Ramapuram	19	32	Pamba	176
12	Kuppam	82	33	Achankoil	128
13	Valapattan	110	34	Pallichal	42
14	Anjarakandy	48	35	Kallada	121
15	Tellicherry	28	36	Ithikkara	56
16	Mahi	54	37	Ayirur	17
17	Kuttiyadi	74	38	Vamanapuram	88
18	Korapuzha	40	39	Munam	27
19	Kallayi	22	40	Karamana	68
20	Chaliyar	169	41	Neyyar	56
21	Kadalundi	130		TOTAL	3092

II-East Flowing Rivers

Sl. No.	Name of Rivers	Length (Kms)	Remarks
1	Kabani	63	Flows only a few kilometres through Kerala
2	Bhavani	39	
3	Pambar	26	

List of Backwaters of Kerala

Sl. No	Name of District	Name of Backwater	Area (ha)
1	Thiruvananthapuram	1 Poovar Kayal	30.93
		2 Poonthura Kayal	97.59
		3 Veli Kayal	22.48
		4 Kadimankulam Kayal	346.88
		5 Anchuthengu Kayal	521.75
		6 Edava – Nadayara Kayal	157.65
		TOTAL	1177.28
2	Kollam	1 Paravoor Kayal	662.46
		2 Ashtamudi Kayal	6424.15
		3 Kayamkulam Kayal	140.58
		TOTAL	7227.19
3	Alappuzha	1 Kayamkulam Kayal	1511.75
		2 Poomeen Kayal	3.37
		3 Vadakkal Kayal	1.46
		4 Chethi Kayal	4.11
		5 Arthungal Kayal	5.96
		6 Pozhichal Kayal	20.41
		7 Vettakkalchal Kayal	27.1
		8 Vembanattu Kayal	10661.23
		TOTAL	12235.39
4	Kottayam	1 Vembanattu Kayal	2926.77
		TOTAL	2926.77
5	Ernakulam	1 Vembanattu Kayal	2257.89
		2 Kochi Kayal	7503.8
		TOTAL	9761.69
6	Thrissur	1 Azhikode Kayal	82.02
		2 Kodungalloor Kayal	613.81
		3 Chettuva Kayal	713.87
		4 Pattikkara Kayal	..
		5 Manakkady Kayal	..
		TOTAL	1409.7

Sl. No	Name of District	Name of Backwater	Area (ha)
7	Malappuram	1 Puthupponnani	150.83
		2 Ponnani Kayal	757.19
		3 Poorappuzha	62.98
		4 Kadalundi Kayal	323.56
		TOTAL	1294.56
8	Kozhikode	1 Kadalundi Kayal	83.85
		2 Beypore Kayal	783.74
		3 Kallai Kayal	160.13
		4 Korappuzha	1038.08
		5 Payyoli Puzha	26.7
		6 Kottapuzha	584.12
		7 Newmahe Puzha	88.28
	TOTAL	2764.9	
9	Kannur	1 Mahc	91.89
		2 Dharmadam Kayal	359.06
		3 Valapattanam	3077.64
		3 Palakkode	598.25
		4 Cheruvathur	30.58
		TOTAL	4157.42
10	Kasaragod	1 Cheruvathur	1123.12
		2 Nileswaram	824.69
		3 Chittari Kayal	89.33
		4 Bekal Kayal	43.37
		5 Kappil Pozhi	2.22
		6 Neeumbil Kayal	22.47
		7 Chandragiri	575.81
		8 Mogral Puthur	89.74
		9 Kumbala	221.54
		10 Suvarnugiri	6.22
		11 Manjeswaram	158.41
		12 Thalappady	17.12
			TOTAL
	GRAND TOTAL	46128.94	

District wise details of Fish Production in Kerala (in tonne)

Sl No	District	2012-13			2013-14			2014-15			2015-16			2016-17			2017-18		
		Inland	Marine	Total	Inland	Marine	Total	Inland	Marine	Total	Inland	Marine	Total	Inland	Marine	Total	Inland	Marine	Total
1	Thiruvananthapuram	2720	42241	44961	3705	41836	45541	4944	33308	38252	5562	63518	69080	5233	69431	74664	4914	110272	115186
2	Kollam	16787	107816	124603	21877	105009	126886	19447	72270	91717	19757	108686	128443	18817	190207	199024	8446	166839	175285
3	Pathanamthitta	1640	0	1640	2025	0	2025	2888	0	2888	3525	0	3525	3173	0	3173	1990	0	1990
4	Alappuzha	20290	120965	141255	24828	116159	140987	31081	108312	139393	34930	44388	79318	32378	25246	57624	32204	10138	42342
5	Kottayam	6865	0	6865	8756	0	8756	11345	0	11345	12308	0	12308	11474	0	11474	34972	0	34972
6	Idukki	979	0	979	1344	0	1344	2946	0	2946	3536	0	3536	3144	0	3144	1882	0	1882
7	Ernakulam	35038	52026	87064	41449	51997	93446	37674	95025	132697	38951	80394	119345	37580	109894	147474	24645	105042	129687
8	Thrissur	18621	62386	81007	25564	63905	89469	26251	31164	57415	26781	21057	47838	26220	4394	30614	23391	17926	41317
9	Palakkad	16156	0	16156	22036	0	22036	21855	0	21833	22064	0	22064	21883	0	21883	7427	0	7427
10	Malappuram	2778	26105	28883	3543	25155	28698	6517	20004	26521	6831	59920	66751	6476	24180	30656	3826	8516	12342
11	Kozhikode	3905	80375	84280	4561	80050	84611	5264	94740	100004	6124	93443	99567	5090	45982	51072	4434	39123	43557
12	Wayanad	813	0	813	1005	0	1005	1988	0	1988	2274	0	2274	2087	0	2087	477	0	477
13	Kannur	2601	22444	25045	3139	22320	25459	3951	43121	47112	4786	23254	28040	4087	10801	14888	4531	9548	14079
14	Kasaragod	19905	16280	36185	22805	15877	38682	28376	26826	51962	23333	22085	45418	10488	18201	28689	35942	16282	52224
	Total	149098	530638	679736	186337	522308	708645	201545	524468	726013	210762	516745	727507	188130	488336	676466	189081	483686	672767

District Wise & Species Wise Marine Fish Landings 2012-13 in Kerala (in tonne)

Sl. No	Name of fish	TVPM	KLM	ALP	EKM	TSR	MLP	KKD	KNR	KSD	TOTAL
1	Elasmobranchs	121	1408	105	195	167	32	621	105	130	2884
2	Bels	0	162	0	4	0	0	0	0	0	166
3	Cat Fish	4	16	61	36	22	2	3	35	0	179
4	Chirocentrus	45	48	29	12	7	52	48	3	2	246
5(a)	Oil Sardine	988	19871	56886	10403	20983	12601	11746	4265	5842	143585
5(b)	Lesser Sardines	6974	20830	26054	1262	3031	0	240	785	54	59230
5(c)	Hilsa fisha	0	0	0	0	0	0	0	0	0	0
5(d)	Other ilisha	0	0	0	0	0	0	0	0	0	0
5(e)	Anchoviella	4703	7764	7662	3995	983	1178	4120	381	725	31511
5(f)	Thrissoles	40	239	280	387	762	99	780	357	90	3034
5(g)	Other Clupeids	1897	2251	5672	1190	155	365	2067	408	476	14481
6(a)	Harpodon nehereus										0
6(b)	Saurida & Saurus	56	2713	0	735	0	111	1685	61	0	5361
7	Hemirhamphus & Belone	95	333	11	79	4	0	144	10	16	692
8	Flying Fish	0	0	0	0	0	0	0	0	0	0
9	Perches	1295	5012	656	5487	3850	615	11413	988	42	29358
10	Red Mullus	482	952	0	72	78	0	0	26	0	1610
11	Polynemids	0	0	0	4	0	0	60	0	2	66
12	Sciaenids	312	1838	277	1102	1745	421	2200	480	238	8613
13	Ribbon Fish	1278	3417	0	3469	294	303	5270	620	125	14776
14(a)	Caranx	4015	7667	230	3357	2988	38	5708	553	2039	26595
14(b)	Cherinemus	76	80	717	18	0	0	59	0	1	951
14(c)	Thaichynetus	0	0	0	0	0	0	0	0	0	0

Sl. No	Name of fish	TVPM	KLM	ALP	EKM	TSR	MILP	KKD	KNR	KSD	TOTAL
14(d)	Other Carangids	5194	731	2591	1442	917	288	7472	648	474	19757
14(e)	Coryphaena	0	0	0	0	0	0	0	0	0	0
14(f)	Elacate	0	0	0	0	0	0	0	0	0	0
15(a)	Leiognathus	376	2791	93	84	329	34	673	414	347	5141
15(b)	Glazza	0	0	0	0	0	0	0	0	0	0
16	Lactarius	38	2224	0	213	266	55	303	201	73	3373
17	Pomfrets	32	361	427	224	43	35	203	68	129	1522
18	Mackerel	3773	3369	9098	2207	8162	4146	6857	2754	2330	42696
19	Seer Fish	394	154	147	278	294	54	848	167	133	2469
20	Tunas	6147	1150	370	1248	48	42	1328	102	23	10458
21	Sphyraena	438	489	0	255	198	184	439	16	6	2025
22	Mugil	91	181	81	155	59	72	103	54	56	852
23	Bregmaeius	0	0	0	0	0	0	0	0	0	0
24	Soles	184	802	2691	758	2598	462	3969	964	1052	13480
25(a)	Penaeid Prawn	503	8567	5733	7692	9095	3868	3823	3740	1556	44597
25(b)	Non Penaeid Prawn	1572	18	0	69	0	0	0	0	0	1659
25(c)	Lobsters	30	84	23	77	34	39	51	24	23	385
25(d)	Crabs	141	462	200	149	145	361	2343	400	264	4465
25(e)	Stomatopods	0	4014	480	1639	3248	0	0	0	0	9381
26	Cephalopods	301	3012	142	3401	1597	532	4484	118	20	13607
27	Miscellaneous	646	4806	229	328	284	116	1315	3697	12	11433
	Total	42241	107816	120965	52026	62386	26105	80375	22444	16280	530638

District Wise & Species Wise Marine Fish Landings in Kerala in 2013-14 (in tonne)

Sl.No	Name of Fish	TVPM	KLM	ALP	EKM	TSR	MLP	KKD	KNR	KSD	TOTAL
1	Elasmobranchs	113	1373	109	209	173	28	654	98	116	2873
2	Fels	0	158	0	3	0	0	0	0	0	161
3	Car Fish	0	14	66	29	21	3	2	33	0	168
4	Chirocentrus	44	48	31	10	8	47	46	4	3	241
5(a)	Oil Sardine	956	19015	53219	10814	22146	11327	12131	4558	6217	140383
5(b)	Lesser Sardines	7019	20382	25124	1218	3117	0	301	746	74	57981
5(c)	Hilsa fish	0	0	0	0	0	0	0	0	0	0
5(d)	Other fish	0	0	0	0	0	0	0	0	0	0
5(e)	Anchoviella	4512	7328	7695	4013	951	1145	4172	347	694	30857
5(f)	Thrissocles	32	248	271	397	752	95	724	365	88	2972
5(g)	Other Clupeids	1923	2118	5781	1117	152	378	1898	437	439	14276
6(a)	Harporion neherus	0	0	0	0	0	0	0	0	0	0
6(b)	Saurida & Saurus	47	2689	0	754	0	116	1673	58	0	5337
7	Hemirhamphus & Belone	94	329	11	78	4	0	145	10	12	683
8	Flying Fish	0	0	0	0	0	0	0	0	0	0
9	Perches	1312	4801	674	5678	3817	634	11485	1002	41	29444
10	Red Mullet	413	912	0	62	68	0	0	23	0	1478
11	Polyenids	0	0	0	3	0	0	61	0	2	66
12	Sciaenids	305	1795	245	1038	1764	408	2201	471	218	8445
13	Ribbon Fish	1129	3168	0	3547	291	312	5387	627	124	14585
14(a)	Caranx	4045	7660	212	3217	3011	34	5312	520	2019	26030
14(b)	Chorinanus	64	76	701	18	0	0	48	0	1	908
14(c)	Thaichytus	0	0	0	0	0	0	0	0	0	0

Sl.No	Name of Fish	TVPM	KLM	ALP	EKM	TSR	MLP	KKD	KNR	KSD	TOTAL
14(d)	Other Carangids	5145	735	2692	1421	879	294	7409	613	428	19616
14(e)	Corybaena	0	0	0	0	0	0	0	0	0	0
14(f)	Flacate	0	0	0	0	0	0	0	0	0	0
15(a)	Leiognathus	335	2745	85	86	331	27	617	435	355	5016
15(b)	Garza	0	0	0	0	0	0	0	0	0	0
16	Lactarius	27	2183	0	196	253	49	291	192	68	3259
17	Pomfricts	27	347	433	221	41	35	197	63	131	1498
18	Mackerel	3917	3489	9318	2217	8492	4285	7104	2840	2254	43916
19	Seer Fish	392	134	142	281	292	52	846	153	119	2411
20	Tunas	6284	1203	401	1214	52	48	1238	98	24	10562
21	Sphyraena	441	484	0	251	201	182	443	16	6	2027
22	Mugil	90	181	79	155	58	72	106	53	55	849
23	Bregmaceros	0	0	0	0	0	0	0	0	0	0
24	Soles	185	822	2671	730	2625	473	4012	942	945	13405
25(a)	Penaeid Prawn	428	8104	5216	7354	9164	4065	3247	3421	1127	42126
25(b)	Non Penaeid Prawn	1442	18	0	56	0	0	0	0	0	1516
25(c)	Lobsters	31	86	21	79	34	38	51	24	23	387
25(d)	Crabs	138	457	201	149	145	361	2343	402	261	4457
25(e)	Stomatopods	0	3997	412	1614	3187	0	0	0	0	9210
26	Cephalopods	304	3058	121	3413	1604	531	4652	121	21	13825
27	Miscellaneous	642	4852	225	319	272	116	1254	3648	12	11340
Total		41836	105009	116159	51997	63905	25155	80050	22320	15877	522308

District Wise & Species Wise Marine Fish Landings in Kerala in 2014-15 (in tonne)

Sl. No.	Species	TVPM	KLM	ALP	EKM	TSR	MLP	KKD	KNR	KSD	TOTAL
1	Elasmobranchs	32	297	0	4236	29	0	30	241	23	4888
2	Fels	0	608	0	14	0	0	0	0	8	630
3	Car Fish	0	0	0	332	337	188	538	73	4	1472
4	Chirocentrus	46	3	15	35	3	6	863	3	2	976
5(a)	Oil Sardine	5422	16945	37868	17395	17237	5853	23160	14738	17266	155684
5(b)	Lesser Sardines	3181	7288	11795	4103	2439	2112	5311	2600	2431	41260
5(c)	Hilsa fish	0	0	0	0	0	0	0	0	0	0
5(d)	Other Ilisha	0	0	0	0	0	0	0	0	0	0
5(e)	Anchoviella	3490	1355	8915	1726	562	965	7864	684	207	25768
5(f)	Thrissocles	0	0	0	170	330	0	1411	288	7	2206
5(g)	Other Clupeids	433	855	1028	561	105	259	403	257	115	4046
6(a)	Harporion neherius	0	0	0	0	0	0	0	0	0	0
6(b)	Saurida & Saurus	45	556	168	2545	18	38	168	74	42	3654
7	Hemirhamphus & Belone	270	0	0	61	0	4	0	28	16	379
8	Flying Fish	45	0	0	0	0	0	0	0	0	45
9	Perches	72	2437	733	5885	785	445	3632	1862	6	15857
10	Red Mullet	0	0	0	140	4	0	860	24	32	1060
11	Polynemids	0	36	0	0	0	38	298	9	0	381
12	Sciaenids	200	743	0	1039	1047	110	0	301	68	3508
13	Ribbon Fish	1274	1240	388	2560	62	158	2665	102	16	8465
14(a)	Caranx	464	605	2396	1659	380	988	2705	383	766	10346
14(b)	Chorinemus	13	0	11	0	0	0	15	0	0	39
14(c)	Thaichinotus	0	0	0	0	0	0	0	0	0	0

Sl. No.	Species	TVPM	KLM	ALP	EKM	TSR	MLP	KKD	KNR	KSD	TOTAL
14(d)	Other Carangids	2660	864	2664	4381	445	577	1583	437	147	13758
14(e)	Coryphaena	0	0	0	0	0	0	0	0	0	0
14(f)	Flacate	0	0	0	0	0	0	0	0	0	0
15(a)	Leiognathus	645	201	0	1694	0	100	1164	88	64	3956
15(b)	Gazza	0	0	0	0	0	0	0	0	0	0
16	Lactarius	224	245	0	168	0	0	0	10	0	647
17	Pomfrets	328	802	0	280	0	404	927	255	73	3069
18	Mackerel	3790	15207	18885	5034	5360	2279	13074	8219	2547	74395
19	Seer Fish	188	1336	247	2834	0	59	1014	570	327	6575
20	Tunas	5089	3697	596	5022	213	609	1336	620	98	17280
21	Sphyraena	221	63	0	208	3	1	203	22	4	725
22	Mugil	0	0	0	9	0	0	0	0	0	9
23	Bregmaceros	0	0	0	0	0	0	0	0	0	0
24	Soles	216	48	680	471	330	1118	5827	1794	457	10941
25(a)	Penaeid Prawn	335	9192	15512	11825	190	1212	7018	4767	896	50947
25(b)	Non Penaeid Prawn	143	145	1483	3633	3	56	854	34	92	6443
25(c)	Lobsters	0	247	0	4	0	0	0	0	0	251
25(d)	Crabs	856	571	644	1262	271	858	3391	209	252	8314
25(e)	Stomatopods	0	0	0	0	0	0	0	0	0	0
26	Cephalopods	3042	5884	1951	11108	191	1139	6177	4065	500	34057
27	Miscellaneous	584	800	2533	4629	820	428	2249	364	30	12437
	Total	33308	72270	108312	95023	31164	20004	94740	43121	26526	524468

District Wise & Species Wise Marine Fish Landings in Kerala in 2015-16 (in tonne)

Name of species	TVM	KLM	ALPY	EKM	TSR	MPM	KKD	KNR	KGD	Total
1 Elasmobranchs	445	700	0	2861	0	64	269	86	39	4464
2 Eels	0	668	0	11	0	0	0	0	0	679
3 Cat Fish	0	0	0	385	0	0	652	75	0	1112
4 Chirocentrus	265	58	0	0	0	0	393	17	0	733
5(a) Oil Sardines	3724	7168	7021	4389	3151	15023	11290	10617	9874	72257
5(b) Lesser Sardines	9102	5886	5478	1213	4068	4317	197	163	449	30873
5(c) Hilsa Hilsa	0	0	0	0	0	0	0	0	0	0
5(d) Other Hilsa	0	0	0	0	0	0	0	0	0	0
5(e) Anchovylla	6072	3293	3075	4569	844	11003	6716	657	834	37063
5(f) Trisoetes	0	0	5280	587	0	93	1848	228	1	8037
5(g) Other Clupeids	0	0	0	392	0	0	1166	532	75	2165
6(a) Harpodon Neheretus	0	0	0	0	0	0	0	0	0	0
6(b) Saurida & Saurus	0	1206	0	2354	0	0	0	0	0	3560
Hemirhamphus &										
7 Belone	43	0	1	42	0	0	0	60	0	146
8 Flying fish	0	0	0	0	0	0	0	0	0	0
9 Perches	3569	7005	2673	7315	1041	4803	3124	549	701	30780
10 Red Mulletts	0	0	0	195	0	0	321	2	54	572
11 Polynemids	0	816	0	312	0	0	95	1	0	1224
12 Sciaenids	1057	2462	2645	1447	0	0	199	205	0	8015
13 Ribbon Fish	88	4700	888	4859	0	345	5315	20	41	16256
14(a) Caranx	2021	1608	1970	360	834	387	1769	0	242	9691
14(b) Chirocentrus	44	0	0	11	0	0	0	0	0	55
14(c) Thachynotus	0	0	0	0	0	0	0	0	0	0
14(d) Other Carangids	4279	2678	385	2721	526	2745	5365	79	243	19021
14(e) Coryphaena	0	0	0	0	0	0	0	0	0	0

District Wise & Species Wise Marine Fish Landings in Kerala in 2016-17 (in tonne)

Sl. No.	Species	TVM	KLM	ALPY	EKM	TSR	MPM	KKD	KNR	KGD	Total
1	Elasmobranchs	553	1344	0	4956	0	5	179	9	4	7051
2	Fels	0	638	0	24	0	0	0	0	0	662
3	Cat Fish	0	0	0	1036	0	0	253	2	165	1456
4	Chirocentris	0	0	0	0	0	0	0	0	0	0
5(a)	Oil Sardines	3279	6693	10348	1332	17	2824	1444	3021	5115	34073
5(b)	Lesser Sardines	3536	7961	5958	2295	761	1999	0	863	0	23372
5(c)	Hilsa Ilisha	0	0	0	0	0	0	0	0	0	0
5(d)	Other Hilsa	0	0	0	73	0	0	0	0	0	73
5(e)	Anchovilla	8970	2107	442	2164	131	2276	1896	26	14	18027
5(f)	Triscles	0	0	279	2002	0	197	2222	324	1	5025
5(g)	Other Clopeids	0	0	0	2275	0	279	0	443	30	3027
6(a)	Harpodon	0	0	0	0	0	0	0	0	0	0
6(b)	Neherus Saurida & Saurus	32	4991	0	3105	0	0	0	0	0	8127
7	Hemirhamphus & Belone	0	0	0	0	0	10	0	0	0	10
8	Flying Fish	0	0	0	0	0	0	0	0	0	0
9	Perches	5906	27718	0	12129	0	1370	3961	1060	1142	53286
10	Red Mullers	0	0	0	1217	0	0	112	1	99	1429
11	Polynemids	0	0	0	0	0	20	0	0	0	20
12	Sciaenids	275	3609	170	5983	108	0	1420	284	0	11849
13	Ribbon Fish	1040	9304	0	6248	0	25	0	160	0	16776
14(a)	Caranx	140	0	0	0	0	0	373	0	0	513

14(b)	Chorinemus	361	0	0	58	0	0	0	0	8	0	427
14(c)	Thachyrotis	0	0	0	0	0	0	0	0	0	0	0
14(d)	Other Carangids	5292	2615	1006	8142	0	532	4227	550	105	22269	
14(e)	Coryphaena	0	0	0	0	0	0	0	0	0	0	0
14(f)	Elacate	0	0	0	0	0	0	0	0	0	0	0
15(a)	Letrognathus	1899	725	0	3272	0	352	0	14	15	6277	
15(b)	Gazza	0	0	0	0	0	0	0	0	0	0	0
16	Lacritious	0	483	0	0	0	0	0	13	0	496	
17	Pomfrets	173	3819	15	607	0	608	2504	108	1003	8902	
18	Mackerel	9332	17343	6152	4190	662	6533	9113	2323	4242	59890	
19	Seer Fish	2223	3798	3	3755	0	54	4629	65	2494	17021	
20	Tunnis	8807	6015	66	6175	49	1168	1599	105	0	26984	
21	Sphyraena	140	301	0	193	0	0	0	0	0	634	
22	Mugil	0	0	0	1	0	0	0	1	0	2	
23	Bregmaceros	0	0	0	0	0	0	0	0	0	0	
24	Soles	0	758	4	1740	102	2130	1211	175	597	6717	
25(a)	Penaid Prawn	844	33213	599	10564	1824	5124	3737	465	2297	56667	
25(b)	Non Penaid Prawn	4	0	0	0	0	0	0	0	234	238	
25(c)	Lobsters	0	6809	0	0	0	0	0	0	0	6809	
25(d)	Crabs	1546	9234	1	996	0	622	921	158	147	13625	
25(e)	Stomatopodes	0	0	0	0	0	0	0	0	0	0	
26	Cephalopodes	11606	28988	0	12649	0	42	3067	134	44	56530	
27	Miscellaneous	3475	1712	173	12712	740	10	113	689	449	20072	
	Total	69431	180207	25246	109894	4394	24180	45982	10801	18201	488336	

District Wise & Species Wise Marine Fish Landings in Kerala in 2017-18 (in tonne)

Sl. No.	Species	TVM	KLM	ALPY	EKM	TSR	MPM	KKD	KNR	KGD	Total
1	Flasmobranchs	557	1093	0	3209	4	0	286	74	3	5226
2	Eels	0	162	0	543	1297	4	0	0	0	2006
3	Cat Fish	0	0	0	141	3	0	298	0	35	477
4	Chirocentrins	15	0	0	112	0	0	0	0	0	127
5(a)	Oil Sardines	2673	10451	3678	8617	7999	3111	8561	5701	9157	60251
5(b)	Lesser Sardines	1334	4336	1797	4001	469	71	3	70	13	12094
5(c)	Hilsa Hilsa	0	0	0	0	0	0	0	0	0	0
5(d)	Other Hilsa	0	0	0	0	0	0	0	0	0	0
5(e)	Anchovilla	2269	4043	1101	880	196	944	309	44	57	9843
5(f)	Trisocles	9	65	52	207	91	126	993	92	544	2179
5(g)	Other Clupeids	0	4	52	159	99	97	625	110	408	1554
6(a)	Harpodon Nehereus	0	0	0	0	0	0	0	0	0	0
6(b)	Saurida & Sauris	0	3856	0	58	0	4	82	10	0	4010
7	Hemirhamphus & Belone	58	81	0	4	6	0	76	358	0	583
8	Flying Fish	87	2	0	0	0	0	0	0	0	89
9	Perches	5028	15447	2	15289	16	115	1534	98	21	37550
10	Red Mullets	0	0	1	70	0	0	55	0	4	130
11	Polynemids	0	0	0	0	0	0	221	0	0	221
12	Sciaenids	187	3806	0	259	43	1	644	7	3	4950
13	Ribbon Fish	1345	7069	0	5676	0	4	1953	58	27	16132
14(a)	Caranx	247	275	18	30	0	1	482	0	0	1053
14(b)	Chromisus	732	44	0	110	0	0	0	0	0	886

District-Wise, Species-Wise Inland Fish Landings in Kerala in 2013-14 (in tonne)

Sl. No	Name of fish	TVM	KLM	PTA	ALP	KTM	IDY	EKM	TSR	PKD	MLP	KKD	WYD	KNR	KSD	TOTAL
1	Prawn	44	918	210	3501	492	0	15250	2062	2	115	201	253	111	9	23168
2	Europlon	59	772	146	2643	482	0	2043	224	0	28	152	0	119	0	6668
3	Murrells	137	616	47	930	518	90	1479	554	184	68	334	10	405	0	5372
4	Mullets	86	887	111	1235	507	45	1614	525	104	76	278	0	280	4	5752
5	Cat fish	99	943	112	1281	544	64	1746	564	59	29	427	9	443	11	6291
6	Jew fish	53	429	96	935	237	0	1261	131	0	52	159	0	159	5	3517
7	Tilapia	218	1736	212	2393	613	70	3796	454	427	152	383	53	331	22	10860
8	Laboe fimbriatus	0	0	242	312	391	0	0	0	1799	0	0	0	0	0	2744
9	Barbus	21	93	5	57	78	32	91	67	88	30	48	0	71	0	681
10	Mrigal	0	1653	143	2021	0	0	557	3018	3151	2120	0	24	0	0	13687
11	Crabs	19	213	33	477	3	741	27	0	6	118	0	92	6	0	1735
12	Common	576	1307	29	777	363	0	678	1862	2919	73	451	92	2	0	9159
13	Carla	1721	4516	199	2267	578	0	4339	8241	7037	0	0	277	0	0	29175
14	Chanos	10	88	9	140	31	5	235	9	6	4	32	0	9	0	578
15	Eels	1	9	1	17	2	0	35	3	5	0	5	0	3	0	81
16	Laboe Rohitba	450	5483	84	2632	2896	0	657	6650	5871	179	0	195	0	0	25097
17	Mussel	0	680	0	19	0	0	255	17	0	102	801	0	61	21731	23969
18	Edible Oyster	0	229	0	64	0	0	129	0	0	0	473	0	347	538	1780
19	Miscellaneous	211	1305	346	3127	1021	297	7297	1183	348	97	817	0	789	185	17023
	TOTAL	3705	21877	2025	24828	8756	1344	41449	25564	22036	3543	4561	1005	3139	22505	186337

District Wise Species Wise Inland Fish Landings in Kerala in 2014-15 (in tonne)

Sl. No	Name of fish	TVM	KLM	PTA	ALP	KTM	IDY	EKM	TSR	PKD	MLP	KKD	WYD	KNR	KSD	TOTAL
1	Prawn	51	1122	172	5498	523	0	15588	2403	2	89	214	218	303	42	26225
2	Eleotrus	91	903	159	3015	563	1	2224	275	3	49	191	1	164	1	7640
3	Murrells	155	618	47	913	508	88	1482	543	180	67	342	11	399	0	5333
4	Mulletts	94	932	117	1293	543	44	1885	596	107	75	285	0	320	3	6294
5	Cat fish	97	928	112	1291	534	67	1732	572	58	27	425	9	439	11	6302
6	Jew fish	49	452	94	1114	234	0	1397	135	0	52	157	0	162	5	3851
7	Tilapia	359	1982	207	2713	651	68	4110	447	421	151	435	55	442	23	12064
8	Labco fimbriatus	109	0	249	362	591	0	0	0	1917	0	0	0	0	0	3228
9	Barbus	20	91	5	59	92	32	113	67	109	29	47	0	82	0	746
10	Mrigal	382	1262	386	1419	71	313	665	2851	3378	2374	166	20	210	169	13666
11	Crabs	15	198	26	493	2	645	21	0	5	104	0	79	5	0	1593
12	Common	695	1429	92	892	589	173	712	1919	3112	91	716	201	29	13	10663
13	Catla	1573	2969	511	2984	1312	504	3027	7066	6163	1708	302	627	152	241	29139
14	Chamos	12	89	9	153	30	5	285	9	6	3	34	0	9	0	644
15	Eels	2	9	2	18	2	0	41	3	5	0	5	0	2	0	89
16	Labco Rohitba	782	4142	298	4314	2985	413	761	6102	5210	969	267	465	226	227	27161
17	Mussel	0	916	0	17	0	0	281	16	0	405	811	0	267	23896	26609
18	Edible Oyster	0	238	0	64	0	0	133	0	0	0	473	0	354	561	1823
19	Miscellaneous	478	1167	402	4469	2115	593	3217	3247	1157	324	394	302	426	184	18475
	TOTAL	4944	19447	2888	31081	11345	2946	37674	26251	21833	6517	5264	1988	3991	25376	201545

District Wise Species Wise Inland Fish Landings in Kerala in 2015-16 (in tonne)

Sl. No	Name of fish	TVM	KLM	PTA	ALP	KTM	IDY	EKM	TSR	PKD	MJP	KKD	WYD	KNR	KSD	TOTAL
1	Prawn	84	1228	206	6182	625	0	16314	2759	2	125	260	243	276	59	28361
2	Etroplus	93	1006	183	3342	624	1	2526	301	3	49	206	1	170	1	8507
3	Murrells	140	636	48	950	529	92	1526	565	188	70	348	11	414	0	5518
4	Mullets	102	1029	129	1428	593	50	1975	633	119	85	318	0	338	269	7069
5	Cat fish	99	946	113	1300	515	66	1738	571	59	28	431	9	446	11	6365
6	Jew fish	58	497	107	1151	266	0	1499	150	0	59	179	0	181	6	4157
7	Ulipia	327	2127	241	2923	727	79	4530	517	488	174	468	62	440	26	13129
8	Labco fimbriatus	55	0	402	368	568	0	0	0	2036	0	0	0	0	0	3429
9	Barbus	23	104	6	66	96	36	115	76	111	33	54	0	86	0	806
10	Mrigal	422	1341	420	1274	110	111	684	2587	3286	1898	121	16	276	104	12650
11	Crabs	17	225	29	559	3	689	69	23	5	116	12	85	20	1	1853
12	Common	713	1517	88	924	908	740	772	2185	3366	114	693	418	16	7	12461
13	Caia	1731	2992	667	3532	1770	739	2876	6764	5593	1755	523	551	374	374	30242
14	Chanos	12	103	11	167	39	6	301	13	7	4	39	0	12	0	713
15	Eels	2	10	2	20	2	0	43	3	6	0	6	0	3	0	96
16	Labco Rohitha	1096	3872	484	6298	3609	165	1026	5336	5146	894	629	480	403	346	29783
17	Mussel	0	951	0	16	0	0	252	15	0	410	802	0	391	21223	24060
18	Edible Oyster	0	242	0	66	0	0	136	0	0	0	490	0	363	569	1867
19	Miscellaneous	588	931	387	4362	1296	761	2570	4281	1648	1017	546	397	577	336	19696
TOTAL		5562	19757	3525	34930	12308	3536	38951	26781	22064	6831	6124	2273	4787	23333	210762

District Wise Species Wise Inland Fish Landings in Kerala in 2016-17 (in tonne)

Sl. No	Name of fish	TVM	KLM	PTA	ALP	KTM	IDY	EKM	TSR	PKD	MLP	KKD	WVD	KNR	KSD	TOTAL
1	Prawn	66	1165	187	5786	567	0	15776	2556	2	105	234	228	288	56	27018
2	Eroptus	95	981	175	3267	611	1	2439	296	3	51	204	1	172	1	8298
3	Murrells	129	590	45	876	487	85	1415	521	173	64	325	10	382	0	5102
4	Mulletts	98	977	122	1356	566	47	1832	613	113	80	300	0	328	253	6685
5	Cat fish	89	855	103	1182	492	61	1583	523	53	25	390	8	404	10	5780
6	Jew fish	54	482	102	1154	254	0	1472	145	0	56	170	0	174	6	4070
7	Tilapia	349	2084	227	2858	699	75	4380	488	460	165	458	59	448	25	12776
8	Labco fimbriatus	79	0	310	350	555	0	0	0	1892	0	0	0	0	0	3187
9	Barbus	22	99	5	63	95	35	116	72	112	32	51	0	86	0	788
10	Mrigal	427	1380	428	1423	97	220	740	2874	3526	2252	151	19	259	114	13910
11	Crabs	15	198	26	492	3	626	40	10	5	103	5	77	11	1	1612
12	Common	717	1498	92	924	750	443	757	2081	3291	103	719	307	23	6	11712
13	Catla	1714	3095	610	3378	1596	643	3014	7180	6110	1798	426	613	271	381	30830
14	Chanos	12	96	10	160	36	5	295	15	6	4	37	0	13	0	690
15	Eels	2	10	2	19	2	0	42	3	5	0	5	0	2	0	93
16	Labco	869	3743	361	4906	3062	275	791	5347	4831	870	410	441	289	308	26504
17	Mussel	0	353	0	6	0	0	109	6	0	154	304	0	125	8480	9537
18	Edible Oyster	0	231	0	63	0	0	129	0	0	0	463	0	345	543	1774
19	Miscellaneous	495	982	368	4113	1601	628	2649	3488	1299	614	435	324	465	303	17761
	TOTAL	5233	18817	3173	32378	11474	3144	37580	26220	21883	6476	5090	2087	4087	10488	188130

District Wise Species Wise Inland Fish Landings in Kerala in 2017-18 (in tonne)																
Sl. No.	Name of Species	TVM	KLM	PTA	Alp	KTM	IDK	EKM	TCR	PKD	MPM	KKD	WYD	KNR	KGD	Total
1	Prawn	180	2312	90	9963	569	0	17122	4418	1	173	1505	109	1654	2706	40802
2	European	367	454	61	1176	485	0	846	765	1	102	168	0	161	287	4879
3	Murrels	209	265	20	372	404	30	537	866	70	106	138	4	261	235	3517
4	Mulletts	192	447	46	493	247	18	714	324	42	136	165	0	162	202	3188
5	Cat fish	276	417	37	565	522	25	597	1463	19	14	318	2	267	135	4657
6	Jew fish	23	202	38	459	96	0	601	77	0	22	88	0	89	24	1719
7	Tilapia	560	728	82	1077	257	51	1497	275	156	122	154	23	171	43	5199
8	Labo- Carps	30	2	116	132	211	0	0	0	711	13	0	0	0	0	1215
9	Barbus	24	55	3	47	40	13	63	40	42	45	19	0	38	0	429
10	Mirigal	717	285	320	275	546	53	160	1673	1399	450	30	4	204	186	6302
11	Crabs	137	190	10	290	19	231	154	116	2	159	157	28	95	1282	2870
12	Common carps	330	493	457	300	243	208	242	954	1081	50	233	101	9	2	4703
13	Catla	678	477	114	786	1272	644	501	4271	1670	304	66	95	287	117	11282
14	Chanos	78	64	4	96	23	2	157	11	2	15	19	0	7	9	487
15	Eels	14	16	1	7	8	0	17	7	2	1	2	0	3	0	78
16	Labo Rohathia	416	579	537	1172	1689	292	183	3671	1616	170	63	68	218	215	10889
17	Mussel	29	195	0	0	0	0	0	0	0	353	223	0	160	1581	2541
18	Edible Oyster	0	127	0	0	0	0	0	0	0	0	6	0	0	6	139
19	Miscellaneous	654	1138	51	14994	28341	315	1254	4460	613	1591	1080	43	739	28912	84185
	Total	4914	8446	1990	32204	34972	1882	24645	23391	7427	3826	4434	477	4531	35942	189081

Export of Marine Products from Kerala

Year	Quantity in MT	Value (in Rs Crore)	% of share in All India	
			Quantity	Value
2011-12	155714	2988.34	18	18
2012-13	166399	3435.85	18	18
2013-14	169239	4873.8	17	16
2014-15	166754	5166.08	16	15
2015-16	149138	4644.42	16	15
2016-17	159141	5008.54	14	13
2017-18	178646	5919.06	13	13

Savings Cum Relief Scheme 2016-17

Sl. No.	District	Beneficiaries		Beneficiary Share Collected Rs. in Lakhs		Government Share Distributed Rs. in Lakhs
		Marine	Inland	Marine	Inland	
1	Thiruvananthapuram	34860	0	508.62	0	1017.23
2	Kollam	29167	1830	421.13	27.44	897.13
3	Pathanamthitta	0	99	0	1.49	2.96
4	Alappuzha	35972	7662	517.98	114.93	1265.83
5	Kottayam	0	3283	0	49.25	98.5
6	Idukki	0	74	0	1.11	2.21
7	Eroakulam	16150	5868	234.55	88.02	645.15
8	Thrissur	5400	621	77.59	9.32	123.82
9	Palakkad	0	300	0	4.5	9
10	Malappuram	16494	250	236.4	3.75	480.29
11	Kozhikode	20304	653	294.05	9.90	607.68
12	Wayanad	0	0	0	0	0
13	Kannur	3812	968	54.31	14.53	137.67
14	Kasaragode	8633	286	124.62	4.29	257.83
Total		170792	21894	2469.25	328.53	5545.30

Savings Cum Relief Scheme 2017-18

Sl. No.	District	Beneficiaries		Beneficiary Share Collected Rs. in Lakhs		Government Share Distributed Rs. in Lakhs
		Marine	Inland	Marine	Inland	
1	Thiruvananthapuram	37139	0	536.285	0	1072.57
2	Kollam	28689	2843	411.115	39.665	901.56
3	Pathanamthitta	0	101	0	1.48	2.96
4	Alappuzha	36012	8101	523.24	115.525	1277.53
5	Kottayam	0	3260	0	47.3625	94.725
6	Idukki	0	100	0	1.3925	2.785
7	Ermakulam	15917	6582	231.075	93.6025	649.355
8	Thrissur	4964	541	71.9925	7.78	159.545
9	Palakkad	0	282	0	3.825	7.65
10	Malappuram	17282	317	24.165	4.4075	57.145
11	Kozhikode	19977	647	28.265	9.305	75.14
12	Wayanad	0	0	0	0	0
13	Kannur	3808	1061	54.7275	15.11	139.675
14	Kasaragode	8484	308	121.9075	4.395	252.605
	Total	172272	24143	2484.77	343.85	5657.25

Accident Group Insurance to Fishermen and Allied Workers

Year	Fishermen	Allied Workers
	Amount (Rs in Lakhs)	Amount (Rs in Lakhs)
2013-14		118.59
2014-15		127.49
2015-16	238.59	137.20
2016-17	345.00	140.46
2017-18	631.36	209.70
2018-19	1126.94	333.98

Fund Released to Matsyafed

Year	Amount (Rs in Crore)	Kerosene Subsidy to Traditional Fishermen
2014-15	28.72	11.31
2015-16	47.40	13.69
2016-17	66.40	31.50
2017-18	70.38	44.70

District	Housing @ 2 Lakhs 2016-17	Housing @4 Lakhs	Rehabilitation	House Repaire	Okhi House
TVPM	979	211	723	1974	26
Kollam	490	50	217	288	4
Alappuzha	569	15	188	736	
Kottayam	91		0	100	
Idukki	5				
Ernakulam	170	1	112	423	9
Thrissur	50	6	19	50	26
Palakkd	5				
Malappuram	423	37	93	634	5
Kozhikkode	250	10	127	57	
Kannur	50	22	147	133	
Kasaragod	67	48	172	105	2
Total	3149	400	1798	4500	72

Activity	2016-17	2017-18	2018-19
Medical Entrance	33	50	56
Civil Service	2	10	10
Bank Test	17	19	18
PSC	75	68	55

Awarncess Camp 2018-19			
District	2016-17	2017-18	2018-19
TVPM	10	10	20
Kollam	7	5	10
Alappuzha	10	9	18
Kottayam	2	1	2
Ernakulam	8	6	12
Thrissur	5	3	6
Malappuram	5	5	10
Kozhikkode	5	5	10
Kannur	4	3	6
Kasargode	4	3	6
Total	60	50	100

Medical Camp 2018-19			
District	2016-17	2017-18	2018-19
TVPM	8	5	5
Kollam	8	3	3
Alappuzha	8	5	5
Ernakulam	2	1	4
Thrissur	6	4	2
Malappuram	4	2	3
Kozhikkode	5	3	3
Kannur	4	3	2
Kasargod	3	2	2
Kottayam	4	2	1
Total	50	30	30

Career Guidance 2018-19			
District	2016-17	2017-18	2018-19
TVPM	10	6	6
Kollam	10	4	4
Alappuzha	10	6	6
Ernakulam	2	1	5
Thrissur	10	5	2
Malappuram	6	2	5
Kozhikkode	10	5	5
Kannur	6	5	3
Kasargod	3	3	3
Kottayam	5	3	1
Total	72	40	40

Fishermen Population (Estimated) 2015-16

Sl No	State/ District	Marine				Inland			Total				
		Male	Female	Children	Total	Male	Female	Children	Total	Male	Female	Children	Total
	Kerala	314687	274253	199384	788324	91420	87942	56110	235472	406107	362195	255494	1023796
1	Kasaragod	17440	16162	9756	43358	412	392	185	989	17852	16554	9941	44347
2	Kannur	17808	10771	9261	37840	2424	2563	1371	6358	20232	13335	10632	44198
3	Wayanad	0	0	0	0	76	87	77	235	76	82	77	235
4	Kozhikode	38937	33790	25813	98540	4178	4396	3412	11986	43115	38186	29225	110526
5	Malappuram	35574	28491	25803	89869	1809	1577	857	4238	37383	30068	20655	94107
6	Palakkad	0	0	0	0	863	854	873	2590	863	854	873	2590
7	Thrissur	20976	21434	13561	55971	7927	7259	4594	19780	28903	28695	18153	75751
8	Ernakulam	28706	26885	16935	72526	23721	23218	16874	63813	52427	50103	33809	136339
9	Idukki	0	0	0	0	268	268	170	706	268	268	170	706
10	Kottayam	0	0	0	0	9837	9327	5773	24937	9837	9327	5773	24937
11	Alappuzha	52139	47620	28758	128497	25014	23954	12962	61929	77153	71574	41700	190426
12	Pathanamthitta	0	0	0	0	932	810	377	2119	932	810	377	2119
13	Kollam	39859	33262	19901	93022	13513	12723	8144	34379	53372	45985	28045	127401
14	Thiruvananthapuram	63248	55837	49616	168701	447	520	446	1413	63695	56457	50062	170114

Fishermen Population (Estimated) 2016-17

Sl No	State/ District	Marine				Inland				Total			
		Male	Female	Children	Total	Male	Female	Children	Total	Male	Female	Children	Total
	Kerala	313620	276435	202183	792238	91880	88390	56372	236642	405500	364824	258554	1028880
1	Kasaragod	17478	16248	9848	43573	416	394	184	994	17804	16642	10032	44567
2	Kannur	16021	11839	10167	38027	2435	2575	1379	6380	18456	14415	11546	44407
3	Wayanad	0	0	0	0	77	82	78	237	77	82	78	237
4	Kozhikode	39074	33963	25993	99030	4195	4419	3431	12045	43269	38382	29424	111075
5	Malappuram	35532	28676	26106	90315	1819	1585	856	4259	37351	30261	26962	94574
6	Palakkad	0	0	0	0	868	857	877	2603	868	857	877	2603
7	Thrissur	21424	21739	13086	56249	7969	7296	4614	19878	29193	29034	17701	76127
8	Ernakulam	28856	27030	17001	72886	25847	23339	16944	64130	52705	50368	33945	137016
9	Idukki	0	0	0	0	269	270	171	710	269	270	171	710
10	Kottayam	0	0	0	0	9880	9373	5807	25060	9880	9373	5807	25060
11	Alappuzha	51703	47237	30195	129135	25140	24080	13017	62237	76843	71317	43213	191372
12	Pathanamthitta	0	0	0	0	937	814	379	2130	937	814	379	2130
13	Kollam	39988	35588	19909	93484	15579	12785	8186	34550	53567	46372	28095	128034
14	Thiruvananthapuram	63544	56116	49879	169539	449	523	448	1420	63993	56638	50327	170959

Fishermen Population (Estimated) 2017-18

Sl No	State/District	Marine				Inland				Total			
		Male	Female	Children	Total	Male	Female	Children	Total	Male	Female	Children	Total
	Kerala	319761	276210	200214	796185	92313	88806	56703	237822	412074	365016	256917	1034007
1	Kasaragod	17714	16311	9768	43790	416	396	187	999	18127	16707	9955	44789
2	Kannur	19454	10079	8684	38217	2449	2589	1383	6421	21903	12668	10067	44638
3	Wayanad	0	0	0	0	78	84	76	238	78	84	76	238
4	Kozhikode	39374	34111	26038	99523	4221	4440	3444	12105	43595	38551	29482	111628
5	Malappuram	36064	28745	25956	90765	1827	1594	860	4281	37891	30339	26816	95046
6	Palakkad	0	0	0	0	872	863	881	2616	872	863	881	2616
7	Thrissur	20918	21482	14129	56529	8001	7330	4646	19977	28919	28812	18775	76506
8	Emakulam	28978	27131	17140	73249	23940	23439	17071	64450	52918	50570	34211	137699
9	Idukki	0	0	0	0	271	271	172	714	271	271	172	714
10	Kottayam	0	0	0	0	9943	9423	5819	25185	9943	9423	5819	25185
11	Alappuzha	53070	48479	28229	129778	25255	24181	13111	62547	78325	72660	41340	192325
12	Pathanamthitta	0	0	0	0	941	818	381	2140	941	818	381	2140
13	Kollam	40299	33481	20170	94950	13648	12833	8221	34722	53947	46334	28391	128672
14	Thiruvananthapuram	63893	56391	50100	170384	451	525	451	1427	64344	56916	50551	171811

Fishermen Population (Estimated) 2018-19

Sl No	State/ District	Marine			Inland			Total					
		Male	Female	Children	Total	Male	Female	Children	Total	Male	Female	Children	Total
	Kerala	321359	277591	201215	800165	92774	89250	56986	239010	414134	366840	258201	1039175
1	Kasaragod	17800	16393	9817	44009	418	398	188	1004	18218	16791	10005	45013
2	Kannur	19551	10129	8727	38408	2461	2602	1390	6453	22012	12731	10117	44861
3	Wayanad	0	0	0	0	78	84	76	239	78	84	76	239
4	Kozhikode	39571	34282	26168	100020	4242	4462	3461	12165	43813	38744	29629	112186
5	Malappuram	36244	28889	26086	91219	1836	1602	864	4302	38080	30491	26950	95521
6	Palakkad	0	0	0	0	876	867	885	2629	876	867	885	2629
7	Thirissur	21023	21589	14200	56812	8041	7367	4669	20077	29064	28956	18869	76888
8	Ernakulam	29123	27267	17226	73615	24060	23556	17156	64772	53182	50823	34382	138387
9	Idukki	0	0	0	0	272	272	173	718	272	272	173	718
10	Kottayam	0	0	0	0	9993	9470	5848	25311	9993	9470	5848	25311
11	Alappuzha	53335	48721	28370	130427	25381	24302	13177	62860	78716	73023	41547	193286
12	Pathanamthitta	0	0	0	0	946	822	383	2151	946	822	383	2151
13	Kollam	-0500	33648	20271	94420	13716	12917	8262	34895	54217	46566	28533	129315
14	Thiruvananthapuram	64212	56673	50350	171236	453	528	453	1434	64666	57200	50804	172670

Registered Number of Active Fishermen and Allied Workers District wise Details 2015

Sl No	State/District	Active Fishermen			Allied Workers			Total		
		Male	Female	Total	Male	Female	Total	Male	Female	Total
	Kerala	207376	25750	233126	16199	61495	77694	223575	87245	310820
1	Kasaragod	7689	2978	10667	255	679	934	7944	3657	11601
2	Kannur	6472	353	6825	1152	425	1577	7624	778	8402
3	Wayanad	0	0	0	405	0	405	405	0	405
4	Kozhikode	23770	35	23805	3156	7843	10999	26926	7878	34804
5	Malappuram	34423	81	34504	1050	2018	3068	35473	2099	37572
6	Palakkad	481	0	481	244	0	244	725	0	725
7	Thrissur	6721	88	6809	1775	974	2749	8496	1062	9558
8	Ernakulam	23935	2213	26148	2390	12294	14684	26325	14507	40832
9	Idukki	178	4	182	215	10	225	393	14	407
10	Kottayam	3514	1380	4894	644	134	778	4158	1514	5672
11	Alappuzha	39022	3798	42820	2372	21152	23524	41394	24950	66344
12	Pachananthitta	135	64	199	430	50	480	565	114	679
13	Kollam	23984	1879	25863	1539	14739	16278	25523	16618	42141
14	Thiruvananthapuram	37052	12877	49929	572	1177	1749	37624	14054	51678

Registered Number of Active Fishermen and Allied Workers District wise Details 2016

Sl No	State/District	Active Fishermen			Allied Workers			Total		
		Male	Female	Total	Male	Female	Total	Male	Female	Total
	Kerala	210535	25765	236300	14828	62769	77597	225363	88534	313897
1	Kasaragod	7642	2940	10582	260	671	931	7902	3611	11513
2	Kannur	6290	333	6623	1170	417	1587	7460	750	8210
3	Wayanad	0	0	0	400	0	400	400	0	400
4	Kozhikode	23522	21	23543	3125	7783	10908	26647	7804	34451
5	Malappuram	34689	83	34772	1040	1978	3018	35729	2061	37790
6	Palakkad	181	0	181	268	0	268	752	0	752
7	Thrissur	6987	80	7067	1058	1684	2742	8045	1764	9809
8	Ernakulam	24685	2099	26784	2588	12327	14915	27273	14426	41699
9	Idukki	123	27	150	100	11	111	223	58	261
10	Kottayam	4101	940	5041	246	99	345	4347	1039	5386
11	Alappuzha	39809	3852	43661	2266	21538	23804	42075	25390	67465
12	Pachananthitta	170	17	187	189	14	203	359	31	390
13	Kollam	24181	2458	26639	1648	14719	16367	25829	17177	43006
14	Thiruvananthapuram	37852	12915	50767	470	1528	1998	38322	14443	52765

Registered Number of Active Fishermen and Allied Workers District wise Details 2017-18

Sl No	State/District	Active Fishermen			Allied Workers			Total		
		Male	Female	Total	Male	Female	Total	Male	Female	Total
	Kerala	210085	28088	238173	15621	63235	78856	225706	91323	317029
1	Kasaragod	7698	2919	10617	264	677	941	7962	3596	11558
2	Kannur	6361	332	6693	1226	399	1625	7587	731	8318
3	Wayanad	32	0	32	0	0	0	32	0	32
4	Kozhikode	23534	21	23355	3290	7639	10929	26624	7660	34284
5	Malappuram	35794	84	35878	1152	1953	3105	36946	2037	38983
6	Palakkad	507	0	507	264	0	264	771	0	771
7	Thrissur	6393	99	6492	1160	1592	2752	7553	1691	9244
8	Ernakulam	23695	1724	25419	2737	11964	14701	26432	13688	40120
9	Idukki	223	13	236	113	0	113	336	13	349
10	Kottayam	4774	340	5114	186	235	421	4960	575	5535
11	Alappuzha	40608	3059	43667	2375	22473	24848	42983	25532	68515
12	Pachamanthitta	189	12	201	213	17	230	402	29	431
13	Kollam	23893	3224	27117	2100	14546	16646	25993	17770	43763
14	Thiruvananthapuram	36584	16261	52845	541	1740	2281	37125	18001	55126

Registered Number of Active Fishermen and Allied Workers District wise Details 2018-19

Sl No	State/District	Active Fishermen			Allied Workers			Total		
		Male	Female	Total	Male	Female	Total	Male	Female	Total
	Kerala	213058	29896	242954	16728	68442	85170	229786	98338	328124
1	Kasaragod	7846	2914	10760	293	685	978	8139	3599	11738
2	Kannur	6466	330	6796	1336	1068	2404	7802	1398	9200
3	Wayanad	21	3	27	446	0	446	470	3	473
4	Kozhikode	23198	470	23968	3372	7767	11139	26870	8237	35107
5	Malappuram	36806	161	36967	2235	989	3224	39041	1150	40191
6	Palakkad	508	0	508	377	0	377	885	0	885
7	Thrissur	6458	92	6550	1004	1683	2687	7462	1775	9237
8	Ernakulam	23731	2126	25857	2710	13436	16146	26441	15562	42003
9	Idukki	203	12	215	105	0	105	308	12	320
10	Kottayam	4873	353	5226	235	434	669	5108	787	5895
11	Alappuzha	41135	2986	44121	1859	24915	26774	42994	27901	70895
12	Palhamanthitta	220	12	232	244	3	247	464	15	479
13	Kollam	23990	3714	27704	1933	15079	17012	25923	18793	44716
14	Thiruvananthapuram	37300	16723	54023	579	2383	2962	37879	19106	56985

Micro Finance Scheme and Co-operative Societies in Fisheries sector 2015-16

Sl No.	State/District	Micro Finance Scheme No. of Beneficiaries			Micro Finance Scheme Amount Disbursed (Rs. in Lakhs)			Fishermen Co-operative Societies Affiliated to MATSYAFED		
		Male	Female	Total	Male	Female	Total	General	Vanitha	Total
	Kerala	2995	32563	35558	485.34	5377.85	5863.19	541	134	675
1	Kasaragod	125	597	722	21.9	81.65	103.55	21	6	30
2	Kannur		530	530		76.1	76.1	20	5	25
3	Kozhikode	34	2808	2842	4.9	507.75	512.65	67	5	72
4	Malappuram	50	349	399	6.6	59.9	66.5	47	19	66
5	Thrissur	68	3181	3249	8.85	535.4	544.25	37	4	41
6	Ermakulam	564	6038	6602	94.7	998.9	1093.6	80	23	103
7	Kottayam	15	15	30	1.5	1.5	3	20	9	29
8	Alappuzha	343	5459	5802	55.55	882.9	938.45	102	31	133
9	Kollam	104	2135	2239	15.74	406.95	422.69	75	12	87
10	Thiruvananthapuram	1692	11451	13143	275.6	1826.8	2102.4	69	20	89

Micro Finance Scheme and Co-operative Societies in Fisheries sector 2016-17

Sl.No	State/District	Micro Finance Scheme No. of Beneficiaries			Micro Finance Scheme Amount Disbursed (Rs. in Lakhs)			Fishermen Co-operative Societies Affiliated to MATSYAFED		
		Male	Female	Total	Male	Female	Total	General	Vanitha	Total
	Kerala	2195	27774	29969	327.9	4837.45	5165.35	533	118	651
1	Kasaragod	18	485	503	3.2	68.6	71.8	24	5	29
2	Kannur	11	602	613	1.5	90.85	92.35	20	5	25
3	Kozhikode	30	2308	2338	5	462.4	467.4	67	5	72
4	Malappuram	0	391	391	0	61.95	61.95	47	19	66
5	Thirissur	39	2120	2159	4.5	350.7	355.2	37	4	41
6	Emakulam	524	5820	6344	84.05	970.45	1054.5	83	20	103
7	Kottayam	219	1157	1376	30.9	168.3	199.2	19	9	28
8	Alappuzha	643	7073	7716	103.6	1237.45	1341.05	102	26	128
9	Kollam	89	3321	3410	12.55	705	717.55	71	12	83
10	Thiruvananthapuram	622	4497	5119	82.6	718.75	801.35	63	13	76

Micro Finance Scheme and Co-operative Societies in Fisheries sector 2017-18

Sl.No	State/District	Micro Finance Scheme No. of Beneficiaries				Micro Finance Scheme Amount Disbursed (Rs. in Lakhs)				Fishermen Co-operative Societies Affiliated to MATSYAFED		
		Male	Female	Total		Male	Female	Total	General	Vanitha	Total	
1	Kasaragod	25	333	358	5	66.75	71.75	24	5	29	652	
2	Kannur	0	379	379	0	75.8	75.8	19	5	24	72	
3	Kozhikode	0	1803	1803	0	525.23	525.23	67	5	72	56	
4	Malappuram	0	276	276	0	54.31	54.31	47	19	66	41	
5	Thrissur	0	3120	3120	0	810.5	810.5	37	4	41	103	
6	Emakulam	594	3300	3894	89.23	1021.92	1111.15	83	20	103	28	
7	Kottayam	0	732	732	0	180.05	180.05	19	9	28	128	
8	Alappuzha	278	4622	4900	65.89	1160.16	1226.05	102	26	128	82	
9	Kollam	107	2414	2521	23.15	481.05	504.2	70	12	82	79	
10	Thiruvananthapuram	283	3570	3853	46	724.6	770.6	63	16	79		

Details of Interest Free Loan, Development of Micro enterprises and Shift to Appropriate Business 2017-18

Sl. No.	State/District	Interest Free Loan (IFFL)		Development of Micro enterprises(DME)			Shift to Appropriate Business		
		No of beneficiaries	Amount Disbursed (Rs. in Lakhs)	No of units	No. of women beneficiary	Subsidy (Rs. in Lakhs)	No of units	No. of women beneficiary	Subsidy (Rs. in Lakhs)
	Kerala	16853	3175.2	170	472	207.33	12	42	6
1	Kasaragod	1421	284.2	19	49	26.95	0	0	0
2	Kannur	80	14.8	9	25	11.19	1	4	0.5
3	Kozhikode	34	5.8	22	71	32.53	1	4	0.5
4	Malappuram	0	0	24	37	18.22	0	0	0
5	Thrissur	1107	219.8	22	64	27.84	3	10	1.5
6	Emakulam	6309	1162.80	16	47	21.41	6	20	3
7	Kottayam	1217	204.45	10	29	13.81	1	4	0.5
8	Alappuzha	794	142.3	6	20	7.17	0	0	0
9	Kollam	363	64.8	30	97	34.97	0	0	0
10	Thiruvananthapuram	5528	1076.25	12	33	13.24	0	0	0

District wise Details of Pensioners in KEWF BOARD 2017

Sl. No.	State/District	Fishermen (No of beneficiaries)	Widow Pensioner (No of beneficiaries)	Allied Worker (No of beneficiaries)	Total (No of beneficiaries)
1	Thiruvananthapuram	6636	1441	39	8116
2	Kollam	6931	1136	1703	9770
3	Alappuzha	11472	1669	1338	14479
4	Kottayam, Idakki, Pathanamthitta	2629	266	186	3081
5	Ernakulam	7179	1002	1660	9841
6	Thrissur	2461	561	518	3570
7	Pulakkad	75	15	18	108
8	Malappuram	2681	786	177	3644
9	Kozhikode, Wayanad	3222	1304	1273	5799
10	Kannur	1438	449	355	2242
11	Kasaragode	1571	441	33	2048
	Total	46298	9070	7330	62698

District wise details of Branding, Marketing & Capacity Building Programme 2017-18

Sl. No.	State/District	Branding & Marketing			Capacity Building Programme		
		Unit benefited	Fisherwomen benefited	Amount (Rs in Lakh)	Unit benefited	Fisherwomen benefited	Amount (Rs in Lakh)
	Kerala	1232	10302	23.85	1102	3184	165.695
1	Kasaragod	30	572	0.42	70	173	3.55
2	Kannur	36	618	0.54	17	78	2.85
3	Kozhikode	136	1038	1.65	100	370	9.5
4	Malappuram	400	1000	2.05	105	240	10.905
5	Thrissur	133	1614	1.64	23	97	2.99
6	Ermakulam	117	1315	4.96	248	702	59.77
7	Alappuzha	130	1221	3.66	185	596	56.52
8	Kollam	145	1478	4.6	162	542	13.54
9	Thiruvananthapuram	105	1456	4.33	192	386	6.07

District-wise Details of Educational Concession to fishermen Children through Fisheries Department in 2015-16

Sl. No.	Details of Educational Concession from Fisheries Department				
	State/District	Male	Female	Total	Amount Disbursed (Rs.in lakhs)
	Kerala	28023	32929	60952	1726.51
1	Kasaragod	771	792	1563	31.59
2	Kannur	908	1115	2023	64.99
3	Wayanad	14	11	25	8.75
4	Kozhikode	1585	3883	5468	139.99
5	Malappuram	8202	9225	17427	274.99
6	Palakkad	48	40	88	18.48
7	Thrissur	320	337	657	35.99
8	Ernakulam	2454	2622	5076	293.99
9	Idukki	17	16	33	15
10	Kottayam	485	454	939	95.29
11	Alappuzha	5951	5631	11582	352.69
12	Pathanamthitta	33	66	99	33.12
13	Kollam	1958	5147	7105	26.61
14	Thiruvananthapuram	5277	3590	8867	335

District-wise Details of Educational Concession to fishermen Children through Fisheries Department in 2016-17

Sl. No.	Details of Educational Concession from Fisheries Department				
	State/District	Male	Female	Total	Amount Disbursed (Rs.in lakhs)
	Kerala	24349	27099	51448	1999.68
1	Kasaragod	747	834	1581	37.33
2	Kannur	1088	1194	2282	101
3	Wayanad	17	10	27	14.5
4	Kozhikode	2049	2421	4470	108
5	Malappuram	8556	7520	16076	294.85
6	Palakkad	33	41	74	17
7	Thrissur	13	9	22	50.5
8	Ernakulam	1349	2046	3395	134.64
9	Idukki	31	33	64	24.54
10	Kottayam	214	299	513	41.96
11	Alappuzha	3132	4892	8024	156.48
12	Pathanamthitta	50	89	139	45.88
13	Kollam	2879	3477	6356	390
14	Thiruvananthapuram	4191	4234	8425	583

District-wise Details of Educational Concession to fishermen Children through Fisheries Department in 2017-18

Sl. No.	Details of Educational Concession from Fisheries Department				
	State/District	Male	Female	Total	Amount Disbursed (Rs.in lakhs)
	Kerala	25962	27009	52971	2540.28
1	Kasaragod	600	732	1332	23
2	Kannur	584	863	1447	34
3	Wayanad	19	10	29	20.74
4	Kozhikode	1931	1796	3727	70
5	Malappuram	6321	7643	13964	328
6	Palakkad	11	15	26	2.82
7	Thrissur	289	239	528	13.53
8	Ernakulam	2504	1942	4446	305.44
9	Idukki	40	44	84	21.65
10	Kottayam	234	284	518	75.98
11	Alappuzha	2402	2788	5190	397.24
12	Pathanamthitta	13	5	18	0.14
13	Kollam	2132	3018	5150	150
14	Thiruvananthapuram	8882	7630	16512	1097.74

District-wise Details of Fish Vendors

Sl. No	State/District	2015-16			2016-17			2017-18		
		Male	Female	Total	Male	Female	Total	Male	Female	Total
1	Kerala	49493	69695	119188	46754	69155	115909	10726	5977	16703
	Kasaragod	1040	5789	6829	1249	5776	7025	148	237	385
2	Kannur	954	835	1789	954	855	1809	974	301	1275
3	Wayanad			0	0	0	0	0	0	0
4	Kozhikode	3722	303	4025	5154	291	5445	1962	154	2116
5	Malappuram	11936	35	11971	7906	35	7941	1051	0	1051
6	Palakkad			0	0	0	0	264	0	264
7	Thrissur	2238	1727	3965	2238	1727	3965	899	133	1032
8	Ermakulam	5089	19146	24235	5089	19146	24235	1451	931	2382
9	Idukki			0	0	0	0	113	0	113
10	Kottayam	2999	7509	10508	2999	7508	10507	178	209	387
11	Alappuzha	6300	9033	15333	6300	9033	15333	1891	42	1933
12	Pathanamthitta			0	0	0	0	209	17	226
13	Kollam	3485	10216	13701	3135	9682	12817	1135	2893	4028
14	Thiruvananthapuram	11730	15102	26832	11730	15102	26832	451	1060	1511

**District Wise Details of Technology Improvement, Health Camp, Awareness Campaign and Theeranaipunya through SAF
2017-18**

Sl No	State/ District	Technology Improvement			Health Camp		Awareness Campaign		Theeranaipunya	
		Unit Benefited	Fisher Women Benefited	Amount (Rs.in Lakhs)	Fisher Women benefited	Amount (Rs. in Lakhs)	Fisher Women Benefited	Amount (Rs.in Lakhs)	Fisher Women benefited	Amount (Rs.in Lakhs)
1	Kasaragod	3	12	0.75	178	1.95	85	1.89	40	6.35
2	Kannur	8	32	1.96	518	2	60	1.68	28	4.85
3	Kozhikode	13	52	2.68	705	1.99	60	1.81	42	4.03
4	Malappuram	17	68	3.61	967	1.99	60	1.79	39	7.55
5	Thrissur	2	8	0.5	902	2	67	1.81	40	6.81
6	Ernakulam	34	136	8.49	879	2.75	76	1.93	40	3.15
7	Alappuzha	16	64	3.42	522	2	60	1.84	34	6.42
8	Kollam	16	64	3.79	386	2.98	60	1.82	32	6.77
9	Thiruvananthapuram	15	60	3.71	287	2	72	1.69	40	4.66
10	Kottayam	0	0	0	663	1.97	64	1.87	41	6.12
	Total	124	496	28.91	6007	21.63	664	18.13	376	56.74

Fisheries Farms & Hatcheries in the Public Sector

Sl.No	Name of Hatcheries/ Farms	Name of Panchayat/ Municipality/ Corporation	Name of District
I. Hatcheries			
a) Department Hatcheries			
1	National Fish Seed Farm , Neyyar Dam	Kallikkad	Thiruvananthapuram
2	Larvivorus fish seed production Centre, Thevally, Kollam	Kollam Corporation	Kollam
3	West Kallada	West Kallada	Kollam
4	Kulathupuzha Hatchery	Kulathupuzha	Kollam
5	FFDA Hatchery, Neendakara	Neendakara	Kollam
6	Fisheries Complex, Pannivelichira	Mullappuzhassery	Pathanamthitta
7	National Fish Seed Farm, Polachira	Kaviyoor	Pathanamthitta
8	Government Model Fish Farm, Pallom	Kottayam Municipality	Kottayam
9	Peechi Hatchery	Pananchery	Thrissur
10	Regional Shrimp Hatchery, Azheekode	Kodungallur Municipality	Thrissur
11	National Fish Seed Farm, Malampuzha	Malampuzha	Palakkad
12	Seed Farm, Meenkara, Palakkad	Muthalamada	Palakkad
13	Mangalam, Palakkad	Vandazhy	Palakkad
14	Walayar, Palakkad	Pudussery	Palakkad
15	Chulliyar Hatchery, Palakkad	Muthalamada	Palakkad
16	Kallanod fish Seed Farm, Peruvannamuzhi	Kurachund	Kozhikode
17	Thalipuzha	Thabinjal	Wayanad
b) Agency for Development of Aquaculture (ADAK)			
1	Multispecies shrimp Hatchery, Odayam	Varkala Municipality	Thiruvananthapuram
2	Govt. Fish Farm Ayiramthengu, Kollam	Alappad	Kollam
3	Njarakkal Fish Farm, Ernakulam	Ernakulam	Ernakulam
4	Government Fish Farm, Edakochi	Ernakulam	Ernakulam

5	Government Fish Farm, Kadappuram	Thrissur	Thrissur
6	Model Shrimp Farm, & Training Centre, Poyya	Poyya	Thrissur
7	Fish Farm, Eranjholi, Thalassery, Kannur	Eranjholi	Kannur
c) State Fisheries Resource Management Society (FIRMA)			
1	Multi-species cco Hatchery, Bhurhathankottu	Keccrampara	Ernakulam
2	Fish Seed Farm, Ullanam	Parappanangadi	Malappuram
d) Matsyafed			
1	Prawn Hatchery, Thirumullavaram	Kollam Corporation	Kollam
2	Fresh water Prawn Hatchery, Kaipamangalam	Kaipamangalam	Thrissur
3	Prawn Hatchery, Veliyamcode, Ponnani	Veliyamcode	Malappuram
4	Prawn Hatchery, Mappila Bay, Kannur	Kannur Corporation	Kannur
e) Kerala Aqua Ventures International Limited			
1	Kadungalloor Seed Farm (Ornamental)	Kadungalloor	Ernakulam
f) Fisheries University			
1	Prawn Hatchery at Fisheries College, Panangad	Kumbalam	Ernakulam
II. Farms			
II a) Department of Fisheries			
1	Kadappuram Fish Farm	Kadappuram	Thrissur
2	Peechi Dam (Rearing farm)	Pananchery	Thrissur
3	Chulliyar Dam (Rearing farm)	Muthalamada	Palakkad
4	Walayar Dam (Rearing farm)	Puthussery	Palakkad
5	Mangalam Dam (Rearing farm)	Mangalam	Palakkad
6	Pothundi Dam (Rearing farm)	Neemara	Palakkad
7	Meenkara Dam (Rearing farm)	Muthalamada	Palakkad
8	Fresh Water Fish seed production centre, Kannatharkunnam, West Kallada	West Kallada	Kollam
9	Indigenous Fish Seed Production Centre	Kalathupuzha	Kollam

Sl.No	Name of Hatcheries/Farms	Name of Panchayat/ Municipality/ Corporation	Name of District
10	Ornamental Fish Seed Farm, Thevally	Thevally	Kollam
11	Estuarine Research Centre	Alappade	Kollam
12	Pulikeezh Fish Farm (<i>not functioning</i>)	Kadapra	Pathanamthitta
13	Kidanganmoor farm (<i>not functioning</i>)	Aranmula	Pathanamthitta
14	Edathua farm	Edathuva	Alappuzha
15	Eda Kochi Fish Farm	Kochi corporation	Ernakulam
16	Pookode Fish Farm	Vythiri	Wayanad
17	Andalloor Brackish Water Farm, Thalassery	Dharmadam	Kannur
18	Palayad Brackish Water Farm, Thalassery	Dharmadam	Kannur

b) Farms of Agency for Development of Aquaculture (ADAK)

1	Model Shrimp farm and Training centre, Poyya	Poyya	Thrissur
2	Fish Farm, Eranholi	Eranholi	Kannur
3	Njarakkal farm	Njarakkal	Ernakulam
4	Ayiramthengu Government Fish farm	Alappad	Kollam

c) Farms of Matsyafed

1	Palikari fish farm	Chembu	Kottayam
2	Brackish water fish farm, Malippuram	Elankunnapuzha	Ernakulam
3	Brackish water fish farm, Njarakkal	Njarakkal	Ernakulam

Fish Seed Production (No. in Lakhs) 2013-14 to 2017-18

I Departmental Hatcheries

Institution	Year	Name of species	Spawn	Fry	Finger lings
1. Fish Seed Farm, Neyyar Dam, Thiruvananthapuram	2013-14	Catla	4.82	1.2	0.48
		Rohu	11.8	2.184	0.78
		Mrigal	11.8	3.186	1.18
		Cyprinus	6.3	1.26	0.63
		Labeo	8.3	3.31	1.67
		TOTAL	43.02	11.17	4.74
	2014-15	Catla	3.06	1.525	0.61
		Rohu	12.41	3.612	1.29
		Mrigal	8.57	2.403	0.89
		Cyprinus	6.31	1.36	0.68
		Labeo	14.57	3.02	1.51
		TOTAL	44.92	11.92	4.98
	2015-16	Catla	3.5	1	0.3
		Rohu	5	1.5	0.75
		Mrigal	15	2.5	1.5
		Cyprinus	1.5	1	0.57
		Labeo	18	1.5	1.56
		TOTAL	43	7.5	4.68
	2016-17	Catla	10.37	1.98	0.79
		Rohu	25.45	4.98	1.78
		Mrigal	23.8	4.19	1.55
		Cyprinus	1.93	1.6	0.8
		TOTAL	61.55	12.75	4.92
		2017-18	Catla		10.58
	Rohu			15.32	5.47
	Mrigal			4.455	1.65
	Cyprinus			2.22	1.11
Anabus			0.08	0.05	
Gift Tilapia			0.33	0.2	
TOTAL	0		32.985	12.71	

Institution	Year	Name of species	Spawn	Fry	Finger lings
2. Larvivorous fish seed production centre, Thevally, Kollam	2015-16	Etroplus		0.001	0.001
		TOTAL		0.001	0.001
	2016-17	Etroplus		0.698	0.698
		TOTAL		0.698	0.698
	2017-18	Etroplus		0.74	0.52
		TOTAL		0.74	0.52
3. Fisheries Complex, Pannivelichira, Pathanamthitta	2013-14	Catla	39.75	14.075	5.63
		Rohu	16.25	9.184	3.28
		Mrigal	15	14.715	5.45
		Labeo	10	8	4
		Cyprinus	4	0.194	0.097
		TOTAL	85	46.168	18.457
	2014-15	Catla	25	10.275	4.11
		Rohu	19.25	13.496	4.82
		Mrigal	12.25	14.823	5.49
		Labeo	17.25	12.12	6.06
		Cyprinus	3	0.04	0.02
		TOTAL	76.75	50.75	20.5
	2015-16	Catla	28	7.6	3.03
		Rohu	22	6.7	2.38
		Mrigal	13	6.9	2.55
		Labeo	29.5	24.4	12.2
		Cyprinus	7.5	1.94	0.97
		TOTAL	100	47.54	21.16
	2016-17	Catla	30	9.68	3.87
		Rohu	32.35	11.34	4.05
		Etroplus		0.002	0.002
		Mrigal	46	29.46	10.91
		Tilapia		0.006	0.003
		Cyprinus	21	7.74	3.87
	TOTAL	129.35	58.228	22.71	
	2017-18	Catla		13.425	5.37
		Rohu		25.06	8.95
		Gift Tilapia		0.63	0.38
Mrigal			26.38	9.77	
Cyprinus			3.16	1.58	
TOTAL	0	68.655	26.05		

Institution	Year	Name of species	Spawn	Fry	Finger lings
4. National Fish Seed Farm, Polachira, Pathanamthitta	2013-14	Catla	67	13,425	5.37
		RoHu	4.5	16,184	5.78
		Mrigal	8.5	3.51	1.3
		Labeo	44.75	18.46	9.23
		Cyprinus	3.5	5	2.5
		TOTAL	128.25	56,579	24.18
	2014-15	Catla	106.75	14,775	5.91
		RoHu	18.75	14,532	5.19
		Mrigal	19	5.13	1.9
		Labeo	21.25	12.52	6.26
		Cyprinus	0.72	0.58	0.29
		Grass Carp	1.1	1.57	0.45
		TOTAL	167.57	49,112	20
		2015-16	Catla	69	11.6
	RoHu		13.05	2.7	2.03
	Mrigal		13	5.9	2.19
	Labeo		45	31.4	15.7
	Cyprinus		17.755	5.8	2.9
	Grass Carp		0.2	0.04	0.01
	TOTAL		158	57.44	27.43
	2016-17		Catla	93.5	17.73
		RoHu	52.5	26.91	9.62
		Mrigal	32.5	21.33	7.9
		Labeo	21.85	0.08	0.04
		Cyprinus	66.25	19.42	9.71
		Grass Carp	1	1.02	0.29
		TOTAL	267.6	86.52	34.65
	2017-18	Catla		17.18	6.87
		RoHu		34.78	12.42
		Mrigal		30.13	11.16
Cyprinus			24.54	12.27	
Anabus			1.15	0.69	
Grass Carp			0.11	0.03	
Other Fish			0.38	0.19	
TOTAL	0	108.27	43.63		

Institution	Year	Name of species	Spawn	Fry	Finger lings
5. Government Model Fish Farm, Pallom, Kottayam	2013-14	Rohu		4.368	1.56
		Labeo		8	4
		Catla		2.25	0.9
		Etrophus		0	0.55
		TOTAL		14.618	7.01
	2014-15	Rohu		0.224	0.08
		Labeo		14.1	7.05
		Catla		2.775	1.11
		Etrophus		0	0.17
		TOTAL		33.967	8.41
	2015-16	Rohu	2.15	1.34	0.48
		Labeo	9.34	6.84	3.42
		Catla	3.28	1.15	0.46
		Cyprinus	20.25	14.1	7.05
		Etrophus	0.05	0.03	0.03
		Channa		0.04	0.04
		Tilapia		0.08	0.04
	TOTAL	35.07	23.28	11.52	
	2016-17	Rohu	13	2.73	9.75
		Catla	20	4.48	1.79
		Cyprinus	58	18.16	9.08
		Etrophus	0.27	0.04	0.04
		Mrigal	42	32.27	11.95
		TOTAL	133.27	57.68	32.61
2017-18	Rohu		16.18	5.78	
	Catla		10.27	4.11	
	Cyprinus		8.22	4.11	
	Etrophus		0.25	0.18	
	Mrigal		15.76	5.84	
	TOTAL		50.68	20.02	

Institution	Year	Name of species	Spawn	Fry	Finger lings	
6. Peechi Hatchery, Thrissur	2016-17	Etroplus	0.13	0.12	0.12	
		Channa	0.07	0.06	0.051	
		Mrigal		21.87	8.1	
		Seabas		0.07	0.005	
		Cyprinus		2.16	1.08	
		Anabas	0.05	0.03	0.025	
		Gift Tilapia		0.22	0.2	
			TOTAL	24.53	9.581	
	2017-18	Catla		2.45	0.98	
		Rohu		11.09	3.96	
		Mrigal		7.37	2.73	
		Cyprinus		0.62	0.31	
		Etroplus		0.01	0.01	
		Gift Tilapia		1.32	0.79	
Other Fish			0.04	0.02		
		TOTAL	0	22.9	8.8	
7. National Fish seed Farm, Malampuzha, Palakkad	2013-14	Catla	108	53.25	21.3	
		Rohu	190	47.712	17.04	
		Mrigal	100	46.224	17.12	
		Labeo	30	0.26	0.13	
		Cyprinus	5	2.36	1.18	
		Grass Carp	6.75	5.95	1.7	
		Tilapia		0.3	0.15	
			TOTAL	439.75	147.446	58.62
	2014-15	Catla	70	30.35	12.14	
		Rohu	185	112.95	40.34	
		Mrigal	122	93.69	34.7	
		Labeo	40	5.38	2.69	
		Cyprinus	25	19.8	9.9	
		Tilapia		1.28	0.64	
				TOTAL	442	263.45
	2015-16	Catla	62.3	23.6	9.44	
		Rohu	185.1	94.22	33.65	
Mrigal		126	68.04	25.2		
Labeo		13.52	6.76	3.38		
Cyprinus		33	16.5	8.25		
Tilapia		0.24	0.12	0.06		
			TOTAL	419.92	209.24	80

Institution	Year	Name of species	Spawn	Fry	Finger lings
	2016-17	Catla	103.42	39.18	15.67
		Rohu	90.09	45.86	16.38
		Mrigal	131.05	70.77	26.21
		Cyprinus	47.98	47.98	23.99
		TOTAL	372.54	203.79	82.25
	2017-18	Catla		45.35	18.14
		Rohu		92.82	33.15
		Mrigal		91.34	33.83
		Cyprinus		7.26	3.63
		TOTAL		236.77	88.75
8. Seed Farm Meenkara, Palakkad	2015-16	Catla			
		Rohu		11.2	4.01
		Labeo		2.02	1.01
		Cyprinus		4.98	2.49
		TOTAL		18.2	7.51
	2016-17	Catla		0.63	0.25
		Rohu		2.66	0.95
		TOTAL	0	3.29	1.2
	2017-18	Catla		0.45	0.18
		Rohu		19.94	7.12
		Mrigal		6.534	2.42
		TOTAL	0	0	19.26
9. Mangalam, Palakkad	2016-17	Catla		0.9	0.37
		Rohu		3.4	1.22
		Cyprinus		1.5	0.75
		TOTAL		5.9	2.34
	2017-18	Rohu		5.32	1.9
		Mrigal		6.59	2.44
		TOTAL	0	0	4.34

Institution	Year	Name of species	Spawn	Fry	Finger lings
10. Walayar, Palakkad	2016-17	Catla		2.80	1.12
		Mrigal		4.82	1.785
		Cyprinus		2.47	1.235
		TOTAL		10.1	4.14
	2017-18	Rohu		10.78	3.85
Mrigal			2.7	1	
TOTAL		0	0	4.85	
11. Chulliyar Hatchery, Palakkad	2017-18	Rohu		3.39	1.21
	2017-18	TOTAL		3.39	1.21

12. Neendakara Shrimp Hatchery, Kollam

Sl.No.	Species Name	2014-15	2015-16	2016-17	2017-18
Prawn					
1	Scampi		0.31		
2	F.Indicus		7.00	6.50	1.98
3	P. Monodon	45.24	38.26	40.97	59.20
	Total	45.24	45.57	47.47	61.18
Fish Seed					
	Total	0	0	0	0
	Grand Total	45,240	45.57	47,470	61,177

13. Regional Shrimp Hatchery, Azheekode

Sl.No.	Species Name	2014-15	2015-16	2016-17	2017-18
Prawn					
1	Scampi	1.27	1.34	7.75	1.62
2	F.Indicus	36.48	18.92	29	5.18
3	P. Monodon	3.04	64.62	53.30	115.35
	Total	40.78	84.88	90.05	122.15
Fish Seed					
4	Etroplus	0.46	1.40	1.77	2.74
5	Tilapia			0.08	0.06
6	Seabus				0.03
7	Other Fish				0.28
	Total			1.85	3.11
	Grand Total	41.24	86.28	91.91	125.26

II. ADAK Hatcheries

Odayam, Thiruvananthapuram

Sl.No.	Species Name	2014-15	2015-16	2016-17	2017-18
1	Seempi	1.71	1.21	0.89	1.11
2	F.Indicus	1.95		32.50	
3	P. Monodon	66.81	77.13	60.50	95.48
	Total	70.47	78.34	93.89	96.59
4	Seabas			0.03	
5	Other Fish	0.07	0.05	0.01	0.06
	Total	0.07	0.05	0.04	0.06
	Grand Total	70.54	78.39	93.93	96.65

Ayiramthengu, Kollam

Sl.No.	Species Name	2014-15	2015-16	2016-17	2017-18
1	Etroplus		0.30	0.93	1.71
2	Tilapia		0.01	0.01	
3	Chanos				4.72
4	Mullet				0.33
5	Seabas			0.35	0.02
6	Other Fish				0.17
	Total		0.31	1.29	6.94

Eranholi fish farm, Kannur

Sl.No.	Species Name	2014-15	2015-16	2016-17	2017-18
1	Etroplus		0.07	1.02	0.06
2	Chanos		3.95	6.22	3.75
3	Other Fish				0.04
	Total		4.02	7.24	3.85

Model Shrimp farm, Poyya

Sl.No.	Species Name	2014-15	2015-16	2016-17	2017-18
1	Etroplus		0.09	0.001	0.95
2	Chanos		4.8	10.2	5.15
3	Seabas				0.36
	Total		4.89	10.2	6.46

II. MATSYAFED Hatcheries

Thirumullavaram, Kollam

Sl.No.	Species Name	2014-15	2015-16	2016-17	2017-18
1	Scampi	4.06			
2	F.Indicus	0.00			
3	P. Monodon	465.08	426.21	516.39	333.84
	Total	469.14	426.21	516.39	333.84
4	Other Fish	5.21	0.83	2.58	0.76
	Total	5.21	0.83	2.58	0.76
	Grand Total	474.35	427.04	518.97	334.60

Kaippamangalam, Thrissur

Sl.No.	Species Name	2014-15	2015-16	2016-17	2017-18
1	Scampi	2.67	3.40		4.00
2	F.Indicus	0	0.00		0.00
3	P. Monodon	210.71	211.85	189.63	200.49
	Total	213.38	215.25	189.63	204.49
	Grand Total	213.38	215.25	189.63	204.49

Veliamcod, Malappuram

Sl.No.	Species Name	2014-15	2015-16	2016-17	2017-18
1	Scampi	0	2.77		
2	F.Indicus	80.45	0.00		
3	P. Monodon	0	54.81	110.76	77.58
	Total	80.45	57.58	110.76	77.58
4	Other Fish	0.15			
	Total	0.15	0.00	0.00	0.00
	Grand Total	80.6	57.58	110.76	77.58

Moppila Bay, Kannur

Sl.No.	Species Name	2014-15	2015-16	2016-17	2017-18
3	P. Monodon	159.63	266.10	97.45	109.50
	Total	159.63	266.10	97.45	109.50
	Grand Total	159.63	266.10	97.45	109.50

Fish Seed Production from Department Hatcheries

Sl. No.	Name of Hatcheries	2013-14	2014-15	2015-16	2016-17	2017-18
1	Fish Seed Farm, Neyyar Dam	4.74	4.98	4.68	4.92	12.71
2	Larvivorous fish seed production centre, Thevally			0.001	0.698	0.52
3	Fisheries Complex, Pannivelichira	18.457	20.5	21.16	22.71	26.05
4	National Fish Seed Farm, Polachira	24.18	20	27.43	34.65	43.63
5	Government Model Fish Farm, Pallom, Kottayam	7.01	8.41	11.52	32.61	20.02
6	Peechi Hatchery, Thrissur				9.581	8.8
7	National Fish seed Farm, Malampuzha	58.62	100.41	80	82.25	88.75
8	Seed Farm Meenkara, Palakkad	0	0	7.51	1.2	9.72
9	Mangalam, Palakkad	0	0	0	2.34	4.34
10	Walayar, Palakkad	0	0	0	4.14	4.85
11	Chulliyar Hatchery, Palakkad	0	0	0	0	1.21
Total		113.01	154.30	152.30	195.10	220.60

Abstract of ADAK Hatcheries

Sl.No.	Name of Hatchery	2014-15	2015-16	2016-17	2017-18
1	Odayam, Thiruvananthapuram	70.54	78.39	93.93	96.65
2	Ayiramthengu, Kollam		0.31	1.29	6.94
3	Eranholi fish farm, Kannur		4.02	7.24	3.85
4	Model Shrimp farm, Poyya		4.89	10.2	6.46

Seed production**from MATSYAFED Hatcheries**

Sl.No.	Name of Hatchery	2014-15	2015-16	2016-17	2017-18
1	Thirimullavaram, Kollam	474.35	427.04	518.97	334.60
2	Kaipparamangalam, Thrissur	213.38	215.25	189.63	204.49
3	Veliyamcode, Malappuram	80.6	57.58	110.76	77.58
4	Moppila Bay, Kannur	159.63	266.10	97.45	109.50

Major Aquariums in Kerala

District	No. Of Aquariums	Name & Address/Place
a) Department Aquarium		
Wayanad	2	1. Pookkode Fresh water Aquarium, Pookkode Thatakam, Lakkidi P.O, Wayanad-673576
		2. Karappuzha Public Aquarium, Kalathuvayal P.O, Karappuzha, Ambalavayal-673593
	1	Fresh Water Aquarium, Malampuzha, Malampuzha Dam P.O, Palakkad, PIN.678651
3. Thrissur	1	Pecchi Fresh water Aquarium, Near Pecchi Dam, Pecchi P.O. Pecchi Dam, Thrissur 680653
b) Matsyafed		
1. Kollam	1	Matsyafed Public Aquarium Thenmala, Near Adventure Zone of Ecotourism, KID Dam P.O, Thenmala, Kollam.
2. Kottayam	2	1. Matsyafed Public Aquarium, Adjacent to the Municipal Park, Kurien Uthup Road, Nagampadam, Kottayam.
		2. Matsyafed Public Aquarium, Vaikom, Kottayam.
c) Agency for Development of Aquaculture (ADAK)		
Thiruvananthapuram	2	1. Neyyar Aquarium, Neyyar Dam, Thiruvananthapuram 695572, Ph. 04712271099
		2. Varkala Aquarium, Odayam, Varkala, Thiruvananthapuram
d) Central Marine Fisheries Research Institute (CMFRI)		
Thiruvananthapuram	1	Vizhinjam, Vizhinjam Harbour Road, Kovalam 695521
Ernakulam	1	Kochi, CMFRI, Ernakulam
Kozhikode	1	West Hill, PB No 917, West Hill, P.O., Kozhikode 673005, Ph. 04952382033

Details of Dispensaries constructed by the Fisheries Department

Sl No	District	Location of Dispensary	Sl No	District	Location of Dispensary
1	Thiruvananthapuram	Edava	24		Parappanangadi
2		Thienvallam	25		Thevarkadappuram
3		Puthukkurichy	26	Kozhikode	Kottakkal
4	Kollam	Paravoor	27		Madappally
5		Alappad	28		Vadakara
6	Alappuzha	Thortappally	29		Ezhukudikkal
7		Pallihode	30		Puthiyappa
8		Arattupuzha	31		Ayanikkad
9		Pallana	32	Kannur	Puthiyangadi
10		Panoor	33		Muzhappilangadi

11	Ernakulam	Nayarambalam	34		Anthur	
12		Puthuvyppu	35	Kasaragode	Ajanur	
13		Chellanam	36		Cheruvathur	
14		Udiyamperoor	37		Thaikkadappuram	
15	Thrissur	Karimpram	38		Mavilakadappuram	
16		Nattika	39		Valiyaparamba	
17		Pumayoor		<u>Mobile dispensaries</u>		
17		Azheekode				
19	Malappuram	Edavilangu				
20		Kulimuttom	1	Thimvnanthapuram		
21		Vallikkunnu	2	Alappuzha		
22		Veliyameode	3	Ponnani		
23		Kuttayi	4	Pazhayangadi, Kannur		

Fishing Harbours in Kerala

Sl. No	Completed	Sl. No	Under construction	Sl. No	Proposed to be constructed
1	Thankassery	1	Vizhinjam	1	Parappanangadi
2	Neendakara	2	Muthalappozhy	2	Pozhiyoor
3	Koyamkulam	3	Chethi		
4	Thottappally	4	Arthunkal		
5	Munambam	5	Chellanam		
6	Ponnani	6	Koyilandi		
7	Beyyore	7	Kasaragod		
8	Puthiyappa	8	Tanur		
9	Chombal	9	Vellayil		
10	Mappila Bay	10	Manjeswaram		
11	Azheekal				
12	Cheruvathoor				
13	Chettuva				
14	Thalai				

MARINE FISHING VILLAGES

THIRUVANANTHAPURAM DISTRICT			
Sl. No	Name of village	Revenue village	Name of panchayat
1	South Kollengode	Karode&Kulathoor	Karode&Kulathoor
2	Paruthiyoor	Kulathur	Kulathur
3	Poovar	Poovar	Poovar
4	Karumkulam	Karumkulam	Karumkulam
5	Kochuthura	Karumkulam	Karumkulam
6	Puthiyathura	Karumkulam	Karumkulam
7	Pallam	Karumkulam	Karumkulam
8	Pulluvla	Karumkulam	Karumkulam
9	Adimalathura	Kottukal	Kotmkal
10	Chowara	Kottukal	Kottukal
11	Vizhinjam North	Vizhinjam	TVM Corporation
12	Vizhinjam South	Vizhinjam	TVM Corporation
13	Kovalam	Venganoor	TVM Corporation
14	Panathura	Thiruvallom	TVM Corporation
15	Poothura	Muttathara	TVM Corporation
16	Beemapally	Muttathara	TVM Corporation
17	Cherithura	Muttathara	TVM Corporation
18	Valiathura	Muttathara	TVM Corporation
19	Kochuthope	Petta	TVM Corporation
20	Valiathope	Petta	TVM Corporation
21	Sanghumughom	Kadakampally	TVM Corporation
22	Kannanathura	Kadakampally	TVM Corporation
23	Vettukadu	Kadakampally	TVM Corporation
24	Kochuveli	Kadakampally	TVM Corporation
25	Pallithura	Attipra	TVM Corporation
26	Valiaveli	Petta	TVM Corporation
27	Vettuthura	Menamkulam	Kadinamkulam
28	Puthenthoppu	Menamkulam	Kadinamkulam
29	Vettiyathura	Kadinamkulam	Kadinamkulam
30	Mariyanadu	Kadinamkulam	Kadinamkulam
31	Puthukurichi	Meenamkulam	Kadinamkulam
32	Perumachura	Sarkara	Chirayinkeezhu
33	Thazhampally	Sarkara	Chirayinkeezhu
34	Poothura	Chirayinkeezhu, Anchuthengu	Chirayinkeezhu, Anchuthengu
35	Anjengo	Anchuthengu	Anchuthengu
36	Mampally	Anchuthengu	Anchuthengu
37	Kaikkara	Anchuthengu	Anchuthengu
38	Arivalam	Anchuthengu	Anchuthengu
39	Vettoor	Vettoor	Vettoor
40	Chilakkur	Vettoor	Varkala(M)
41	Odayam	Edava	Edava
42	Edava	Edava	Edava

KOLLAM DISTRICT			
Sl. No	Name of village	Name of Revenue village	Name of Panchayat
43	Paravoor South	Kottapuram	Paravoor Municipality
44	Paravoor North	Paravoor	Paravoor Municipality
45	Mayyanad	Mayyanad	Mayyanad
46	Eravipuram North	Eravipuram	Kollam Corporation
47	Eravipuram south	Mundakkal	Kollam Corporation
48	Pallihottam	Kollam West	Kollam Corporation
49	Port Kollam	Kollam West	Kollam Corporation
50	Moodakkara	Kollam West	Kollam Corporation
51	Vady	Kollam West	Kollam Corporation
52	Thankasserry	Kollam West	Kollam Corporation
53	Kannimel	Sakthikulangara	Kollam Corporation
54	Sakthikulangara	Sakthikulangara	Kollam Corporation
55	Ncendakara	Ncendakara	Ncendakara
56	Puthunthura	Ncendakara	Ncendakara
57	Karithura	Chavara	Chavara
58	Kovilhottam	Chavara	Chavara
59	Ponmana	Ponmana	Ponmana
60	Pandarathuruthu	Alappad	Alappad
61	Vellanathuruthu	Alappad	Alappad
62	Cheriyazheekal	Alappad	Alappad
63	Alappad	Alappad	Alappad
64	Kuzhithura	Alappad	Alappad
65	Parayakadavu	Alappad	Alappad
66	Shrayikkadu	Alappad	Alappad
67	Azheekkal	Alappad	Alappad
68	Maruthoorkulangara	Karunagapally	Karunagapally Municipality
69	Kulashekharapuram	Kulashekharapuram	Kulashekharapuram
ALAPPUZHA DISTRICT			
Sl. No	Name of village	Name of Revenue village	Name of Panchayat
70	Valiazheekkal	Arattupuzha	Arattupuzha
71	Tharayilkadavu	Arattupuzha	Arattupuzha
72	Kallikadu	Arattupuzha	Arattupuzha
73	Arattupuzha	Arattupuzha	Arattupuzha
74	Pathiyankara	Thrikunnapuzha	Thrikunnapuzha
75	Thrikunnapuzha	Thrikunnapuzha	Thrikunnapuzha
76	Pallana	Thrikunnapuzha	Thrikunnapuzha
77	Thottapally	Purakkadu	Purakkadu
78	Punthala	Purakkad	Purakkad
79	Purakkad	Purakkad	Purakkad
80	Ambalapuzha	Ambalapuzha	Ambalapuzha
81	Ncerkunnani	Ambalapuzha(N)	Ambalapuzha
82	Punnapra (South)	Punnapra	Punnapra (South)

<i>Sl. No</i>	<i>Name of village</i>	<i>Name of Revenue village</i>	<i>Name of Panchayat</i>
83	Punnapra (North)	Punnapra (North)	Punnapra (North)
84	Vadakkal (South)	Alappuzha(W)	Alappuzha Municipality
85	Vadakkal(North)	Alappuzha(W)	Alappuzha Municipality
86	Kanjiramchira	Alappuzha(W)	Alappuzha Municipality
87	Thumboli (South)	Alappuzha	Alappuzha Municipality
88	Thumboli (North)	Alappuzha	Aryad
89	Chettikkad	Ambalapuzha	Mararikulam South
90	Kattoor	Ambalapuzha	Mararikulam South
91	Pollathai	Kalavoor	Mararikulam South
92	Chethy	Mararikulam North	Mararikulam north
93	Chermaveli	Mararikulam North	Mararikulam north, cherthala south
94	Arthunkal	Cherthala South	Cherthala South
95	Thaikkal	Cherthala South	Cherthala South
96	Ottamassery	Kadakkapally	Pattanakadu
97	Azheekkal	Pattanakadu	Pattanakadu
98	Pallithodu(South)	Pattanakadu	Thuravoor
99	Pallithodu(North)	Thuravoor	Thuravoor
ERNAKULAM DISTRICT			
<i>Sl. No</i>	<i>Name of village</i>	<i>Name of Revenue village</i>	<i>Name of Panchayat</i>
100	Chellanam	Chellanam	Chellanam
101	Maruvakkad	Chellanam	Chellanam
102	Kandakkadavu	Chellanam	Chellanam
103	Kannamali	Kumbalangi	Chellanam
104	Cheriyakadavu	Kumbalangi	Chellanam
105	Manassery	Rameswaram	Cochin Corporation
106	Azheekkal	Puthuvype	Elamkunnapuzha
107	Ochanthuruth	Puthuvype	Elamkunnapuzha
108	Malippuram	Elamkunnapuzha	Elamkunnapuzha
109	Elamkunnapuzha	Elamkunnapuzha	Elamkunnapuzha
110	Njarakkal	Njarakkal	Njarakkal
111	Nayarambalam	Nayarambalam	Nayarambalam
112	Edavanakkadu	Edavanakkadu	Edavanakkadu
113	Pazhangad	Edavanakkadu	Edavanakkadu
114	Ayyampilli	Kuzhupilli	Kuzhupilli
115	Kuzhupilli	Kuzhupilli	Kuzhupilli
116	Pallippuram	Pallippuram	Pallippuram
117	Cherai	Pallippuram	Pallippuram
118	Munambam	Pallippuram	Pallippuram
119	Saudi	Rameswaram	Cochin
120	Fishing Harbour Cochin*	Fortcochi	Cochin

THRISSUR DISTRICT			
Sl. No	Name of village	Name of Revenue village	Name of Panchayat
121	Azheekode	Azheekode	Eriyad
122	Eriyad	Eriyad	Eriyad
123	Edavilangu	Edavilangu	Edavilangu
124	Vemballoor	P Vemballoor	SN Puram
125	Kulinuttam	Mathilakam	Mathilakam
126	Perinjanam	Perinjanam	Perinjanam
127	Kaipamangalam	Kaipamangalam	Kaipamangalam
128	Chendrappini	Edathiruthy	Edathiruthy
129	Cheppallipuram	Valappad	Valappad
130	Nattika	Nattika	Nattika
131	Thalikkulam	Thalikkulam	Thalikkulam
132	Vadanappally	Vadanappally	Vadanappally
133	Engandiyoor	Engandiyoor, Kundaliyur	Engandiyoor
134	Blangad	Kadappuram	Chavakkad Municipality
135	Manathala	Manathala	Chavakkad Municipality
136	Kadappuram	Kadappuram	Kadappuram
137	Edakkazhiyoor	Punnayur	Punnayur
138	Manthalamkundu	Punnayurkulam, Vadakkekad	Punnayurkulam
MALAPPURAM DISTRICT			
Sl. No	Name of village	Name of Revenue village	Name of Panchayat
139	Palapetty	Perumadappu	Perumadappu
140	Veliyancode	Veliyancode	Veliyancode
141	Puduponnani	Ponnani	Ponnani (M)
142	Thekkekadappuram	Ponnani	Ponnani (M)
143	Mukkadi	Ponnani	Ponnani (M)
144	Marakkadavu	Ponnani	Ponnani (M)
145	Meentheruvu	Ponnani	Ponnani (M)
146	Pallivalappu	Tirur	Mangalam
147	Purathur	Tirur	Purathur
148	Kootrayi	Tirur	Mangalam
149	Paravanna	Tirur	Vetom
150	Thevarkadappuram	Niramaruthur	Niramaruthur
151	Puthiyakadappuram	Niramaruthur	Tanur (M)
152	Cheerankadappuram	Tanur	Tanur (M)
153	Ossankadappuram	Tanur	Tanur (M)
154	Pandakadappuram	Tanur	Tanur (M)
155	Edakkadappuram	Tanur	Tanur (M)
156	Kormankadappuram	Tanur	Tanur (M)
157	Elarankadappuram	Tanur	Tanur (M)
158	Parappanangadi	Parappanangadi	Parappanangadi (M)
159	Arayan kadappuram	Parappanangadi	Parappanangadi (M)
160	Alungal Beach	Parappanangadi	Parappanangadi (M)
161	Kadalundinagaram	Vallikunnu	Vallikunnu

KOZHIKODE DISTRICT

<i>Sl. No</i>	<i>Name of village</i>	<i>Name of Revenue village</i>	<i>Name of Panchayat</i>
162	Chaliyam	Kadalundy	Kadalundy
163	Beypore	Beypore	Kozhikode Corporation
164	Kapaikkal	Panniyenkara	Kozhikode Corporation
165	Thaikadappuram	Nagaram	Kozhikode Corporation
166	Marad	Beypore	Kozhikode Corporation
167	Vellayil	Kasaba	Kozhikode Corporation
168	Puthiyakadavu	Kasaba	Kozhikode Corporation
169	Thoppayil	Kasaba	Kozhikode Corporation
170	Kampuram	Kasaba,Puthiyangadi	Kozhikode Corporation
171	Puthiyangadi	Puthiyangadi	Kozhikode Corporation
172	Pallikandy	Puthiyangadi	Kozhikode Corporation
173	Puthiyappa South	Elathur,Puthiyangadi	Kozhikode Corporation
174	Puthiyappa North	Elathur.	Kozhikode Corporation
175	Elathur	Elathur	Kozhikode Corporation
176	Kannankadavu	Chemenchery	Chemenchery
177	Edakkadavu	Chemenchery	Chemenchery
178	Ezhukudikkal	Chengottukave	Chengottukave
179	Valiyamangadu	Chengottukave,Panthalayani	Chengottukave,Koyilandy
180	Cheriyamangadu	Panthalayani	Koyilandy Municipality
181	Vinnunkandy	Panthalayani	Koyilandy Municipality
182	Quilandy	Panthalayani	Koyilandy Municipality
183	Kollam-Mudady	Viyoor	Koyilandy Municipality
184	Vannuggaom	Moodadi	Moodadi,Thikkodi
185	Thekody	Thekody	Thekody
186	Melady	Payyoli	Payyoli (M)
187	Iringal	Iringal	Payyoli (M)
188	Badagara (south)	Nadakuthazha	Badagara Municipality
189	Kuriyadi	Chorode	Badagara Municipality
190	Badagara (north)	Vadakara	Badagara Municipality
191	Mattungal	Chorode	Chorode
192	Madappally	Onchiyam	Onchiyam
193	Marakkara	Onchiyam	Onchiyam
194	Chompala	Azhiyoor	Azhiyoor
195	Azhiyoor	Azhiyoor	Azhiyoor

KANNUR DISTRICT

<i>Sl. No</i>	<i>Name of village</i>	<i>Name of Revenue village</i>	<i>Name of Panchayat</i>
196	Kurichiyil	Mahe,Kodiyeri	New Mahe
197	Chalil Gopalapetta	Thiruvangad	Thalassery Municipality
198	Pallissery	Dharmadom	Dharmadom

<i>Sl. No</i>	<i>Name of village</i>	<i>Name of Revenue village</i>	<i>Name of Panchayat</i>
199	Edakkad	Muzhappilangad, Edakkad, Kadambur	Muzhappilangad
200	Thayyil	Kannur-1	Kannur corporation
201	Kannur city	Kannur-1	Kannur corporation
202	Azhikode Kadappuram	Azhikode North, Azhikode South	Azheekode
203	Mattool	Mattool	Mattool
204	Puthiyangadi	Madai	Madai
205	Palacode	Ramanthali	Ramanthali
206	Kavvayi	Payyannur, Cheruthazham, Kanhimangalam, Karivellur-Peralam	Payyanor Municipality

KASARGODE DISTRICT

<i>Sl. No</i>	<i>Name of village</i>	<i>Name of Revenue village</i>	<i>Name of Panchayat</i>
207	Thrikaripur	Valiyaparambu	Valiyaparambu
208	Valiyaparamba	Valiyaparambu	Valiyaparamba
209	Padannakadappuram	Padanna, Valiyaparambu	Valiyaparamba
210	Thaikadappuram	Neeleswaram	Neeleswaram Municipality
211	Kadangode	Cheruvathur	Cheruvathur
212	Poonjakadappuram	Kanhangad	Kanhangad municipality
213	Hosdurg	Hosdurg	Kanhangad municipality
214	Ajanoor	Chithari	Ajanoor
215	Pallikkara	Pallikkara	Pallikkara
216	Kottikulam	Uduma	Uduma
217	Kizhoor	Kalanad	Cherumanad
218	Kasaba	Kasaragod	Kasaragod Municipality
219	Kavungoli	Kudlur	Mogral Puthur
220	Koyippady	Koyippady	Kumbala
221	Shiriya	Mangalpady	Mangalpady
222	Bengara Manjeswar	Hosabettu	Manjeswar

Matsyabhavans in Kerala
GO (MS) No. 33/96 F&PD dated 31/07/1998

Sl No	Matsyabhavan	Panchayat/ Municipalities/ Corporation
I	Thiruvananthapuram District	
1	Pozhiyoor	Kulathoor (P)
2	Poovar	Poovar (P)
3	Pallom	Karumkulam (P)
4	Adimalthura	Kottukal (P)
5	Vizhinjam	Thiruvananthapuram (C)
6	Panathura	Thiruvananthapuram (C)
7	Poonthura	Thiruvananthapuram (C)
8	Valiyathura	Thiruvananthapuram (C)
9	Vettukkad	Thiruvananthapuram (C)
10	Valiyaveli	Thiruvananthapuram (C)
11	Puthenthoppu	Kadinamkulam (P)
12	Perumathura	Chirayinkil (P)
13	Anjengo	Anjengo(P)
14	Vettur	Vettur (P)& Varkala (M)
15	Edava	Edava(P)
16	Beemapally ^{OP}	Thiruvananthapuram (C)
17	Vallakkadavu ^{OP}	Thiruvananthapuram (C)
18	Pallithura ^{OP}	Thiruvananthapuram (C)
II	Kollam District	
1	Kollam	Kollam (C)
2	Cheriyazheekal	Alappad (P)
3	Neeudukara	Neeudukara &Chavara (P)
4	Eravipuram	Kollam (C)
5	Sakthikulangara	Kollam (C)
6	Karithura	Chavara (P)
7	Mayyanadu	Mayyanadu (P)
8	Paravur	Paravur (M)
9	Karunagappally	Karunagappally(M)and hira,Thazhava,Clappana, Sooranadu & Kulasckharapuram (P)
10	Pannana	Pannana (P)
III	Alappuzha	
1	Kallikkad	Arattupuzha (P)
2	Pathiyankara	Thrikkunnapuzha (P)
3	Thottappally	Purakkad (P)
4	Ambalapuzha	Ambalapuzha South (P)
5	Punnapra	Punnapra South (P)
6	Alappuzha	Alappuzha (M)
7	Kattoor	Marrikulam South (P)

Sl No	Matsyabhavan	Panchayat/ Municipalities/ Corporation
8	Chethy	Mararikulam North (P)
9	Arthunkal	Cherthala South (P)
10	Ottamassery	Pattanakkad (P)
11	Pallihode	Thuravoor (P)
12	Anthakaranazhi@	Kadakkarappally
13	Aryad@	Aryad (P)
14	Kayamkulam@	Kayamkulam (M)
15	Mannar@	Mannar (P)
16	Thycattusseri@	Thycattusseri (P)
17	Aroor@	Aroor (P)
18	Champakulam@	Champakulam (P)
19	Veeyapuram@	Veeyapuram (P)
IV	Kottayam District	
1	Vaikom@	Vaikom (M)
2	Kumarakom@	Kumarakom (P)
V	Ernakulam District	
1	Njarakkal	Nayarambalam (P), Njarakkal (P)
2	Manasseri (Fort Cochi & Soudi)	Cochin (C)
3	Edavanakkad (Pazhangad & Nayarambalam	Edavanakkad (P) & Nayarambalam (P)
4	Pallipuram	Pallipuram
5	Munambam (Cherayi, Ayyambilli & Kuzhuppilly)	Pallipuram (P) & Kuzhuppilly (P)
6	Elankumappuzha (Mlippuram, Azheekkal & Oochanthuruth)	Elankumappuzha (P)
7	Kandakkadavu (Chellanam & Maravukkadu)	Kandakkadavu (P) & Chellanam (P)
8	Kannamali (Cheriyakadavu) **	Chellanam
9	Cheranalloor@	Cheranalloor & Thrikkakkara
10	Kumbalalnghi@	Kumbalalnghi (P)
11	Piravam@	Piravam & Thirumaradi
12	Vadakkekara@	Vadakkekara &
13	Thevara@	Thevara (M)
14	Kumbalam@	Kumbalam & Vytilla
15	Udayamperoor@	Udayamperoor (M), Thirupunithura & Mulamburuthi(P)
VI	Thrissur District	
1	Azheekode	Azheekode (P)
2	Natikka	Natikka, Valappad & Thalikulam (P)
3	Edavilangu	Edavilangu& Eriyad(P)
4	Sree Narayanapuram	S.N Puram & Mathilagam (P)
5	Kaipamangalam	Kaipamangalam, Perinjalam& Edathirinj (P)
6	Blangad	Chavakkad (M)

Sl No	Matsyabhavan	Panchayat/ Municipalities/ Corporation
7	Engandiyoor	Engandiyoor, Vadanappally (P) & Kadappuram (M)
8	Punnayur	Punnayur, Punnayoorkulam (P)
9	Thalikulam	Thalikulam (P)
VII	Malappuram District	
1	Ponnani	Ponnani (M)
2	Thanur	Thanur (M)
3	Parappanangaddi	Parappanangaddi(M)
4	Vallikkumnu	Vallikkumnu (P)
5	Niramaruthoor	Niramaruthoor (P)
6	Vettam	Mangalam&Vettam(P)
7	Puravathoor	Puravathoor (P)
8	Veliyamcode	Veliyamcode (P)
9	Palappetty	Perumpadappu (P)
VIII	Kozhikode District	
1	Bey pore	Kozhikkode (C)
2	Vellayil	Kozhikkode (C)
3	Koyilandy	Koyilandy (M)
4	Vadakara	Vadakara (M)
5	Kadalundi	Kadalundi (P)
6	Elathur	Kozhikkode (C)
7	Chemanacheri	Kannankadavu (P) Kappad, Edakkadu
8	Thikkodi	Thikkodi (P)
9	Payyoli	Payyoli (P)
10	Onchiyam	Onchiyam (P)
11	Azhiyoor	Azhiyoor (P)
12	Chengottukavu**	Chengottukavu (P)
13	Moodadi**	Moodadi (P)
14	Chorode**	Chorode (P)
IX	Kannur District	
1	Valapattanam	Azhikode (P)
2	Payyannur	Payyannur (M)
3	Dharmadam	Dharmadam (P)
4	Muzhappilangad	Muzhappilangad(P)
5	New Mahi	New Mahi (P)
6	Madayi	Madayi (P)
7	Thalassery**	Thalassery (M)
8	Kannur**	Kannur (C)
9	Narathu**	Narathu (P)
10	Kannapuram**	Kannapuram (P)

Sl No	Matsyabhavan	Panchayat/ Municipalities/ Corporation
X	Kasargod District	
1	Kasargod	Kasargod (M)
2	Valiyaparambu	Valiyaparambu (P)
3	Nileshwaram	Nileshwaram (P)
4	Udina	Pallikkara (P)
5	Thrikaripur**	Thrikaripur (P)
6	Cheruvathur**	Cheruvathur (P)
7	Padanna**	Padanna (P)
8	Kanjangadu**	Kanjangadu (M)
9	Kurubala**	Kurubala (P)
10	Manjeswaram**	Manjeswaram (P)

NB :- 1. ** Matsyabhavans working but not included in G.O(MS)No.33/96/F&PD, Dt 31-7-1998
2. @ Working as Inland Matsyabhavans

List of Inland Fishing Villages

Sl No	Name of District	Name of Villages	Revenue village	Name of panchayat	
I	Thiruvananthapuram (4 Villages)	1	Attupuram	Kulathoor	Kulathoor
		2	Hariharapuram	Ayiroor	Elakamon
		3	Chirayinkeezh	Chirayinkeezh	Chirayinkeezh
		4	Vellayani	Venganoor, Kalliyoor	Venganoor, Kalliyoor
II	Kollam (26 Villages)	5	Prayar	Clappana	Clappana
		6	Sasthankotta	Sasthankottah	Sasthankotta
		7	Puthukkadu	Chavara	Chavara
		8	Mangadu	Kilikolloor	Kollam Corporation
		9	Koyivila	Thevalakkara	Thevalakkara
		10	Kadavoor	Thrikkadavoor	Kollam Corporation
		11	Aravila	Salthikulangara	Kollam Corporation
		12	Necndakara	Necndakara	Necndakara
		13	Prakulam	Thrikkaruva	Thrikkaruva
		14	Perumon	Panayam	Panayam
		15	Mundakkal	Panayam	Panayam
		16	Sinkarapally	East Kallada	East Kallada
		17	Chavara South	Thekkumbhagam	Thekkumbhagam
		18	Chavara North	Chavara	Chavara
		19	Koduvila	East Kallada	East Kallada
		20	Kumbalam	Perayam	Perayam
		21	Multom	East Kallada	East Kallada
		22	Chemukkad	Perinad	Perinad

	23	Kanjirakkodu	Perayam	Perayam
	24	Manalikkadu	Thrikkaruva	Thrikkaruva
	25	Kuripuzha East	Thrikkadavoor	Kollam Corporation
	26	Mukkadu	Saktthikulangara	Kollam Corporation
	27	Kottiyam	Adhichanalloor	Adhichanalloor
	28	Padappakkara	Perayam	Perayam
	29	Ayiramthengu	Clappana	Clappana
	30	Arinelloor	Thevalakkara	Thevalakkara
III		Pathanamthitta (3 Villages)		
	31	Paramala	Kadapra	Kadapra
	32	Thiruvalla	Thiruvalla	Thiruvalla Municipality
	33	Maramon	Thottapuzhassery	Thottapuzhassery

Sl No	Name of District	Name of Villages	Revenue village	Name of panchayath	
IV	Alappuzha (24 Villages)	34	Kayamkulam	Kayamkulam	Kayamkulam
		35	Kochiyard Jetty	Arattupuzha	Arattupuzha
		36	Chodatheruvu	Muthukulam	Muthukulam
		37	Payippadu	Haripadu	Vceyapuram
		38	Karuvatta	Thottapally	Haripadu
		39	Chenkole	Chenkole	Haripadu
		40	Muhamma	Thanneermukkam south	Muhamma
		41	Thirunellur	Thykkattussery	Thykkattussery
		42	Panavally	Panavally	Panavally
		43	Arukutty	Arukutty	Arukutty
		44	Perumpalam	Perumpalam	Perumpalam
		45	Arur	Arur	Arur
		46	Thuravoor (North)	Thuravoor	Thuravoor
		47	Thuravoor (South)	Thuravoor	Thuravoor
		48	Vayalar (East)	Vayalar	Vayalar
		49	Mannar Sangham	Mannar	Mannar
		50	Thalavady	Thalavady	Thalavady
		51	Nooranadu	Nooranadu	Nooranadu
		52	Eraviperoor	Eraviperoor	Eraviperoor
		53	Marakkattu Ward		
		54	Ramankary	Ramankary	Ramankary
55	Kavalam	Kavalam	Kavalam		
56	Thevarvattom	Thykkattussery	Thykkattussery		
57	Thanneermukkom	Thanneermukkom South	Thanneermukkom		
V	Kottayam (8 Villages)	58	Changanassery	Vazhapilly(w)	Vazhapilly, Changanassery(M)
		59	Kumalcom	Kottayam	Kottayam Municipality
		60	Thiruvarpu	Velloor	Kottayam Municipality
		61	Vaikom (Town)	Vaikom	Vaikom Municipality
		62	Thalayazham	Velloor	Velloor
		63	Chempu	Veechoor	Veechoor
		64	Kaduthuruthy	Kallara	Kallara
		65	Kottayam	Muttambalam	Kottayam Municipality

Sl No	Name of District	Name of Villages	Revenue village	Name of panchayat		
VI	Idukki (1 Village)	66 Idukki	Idukki	Vazhathoppu		
		67 Kadamakkudi	Kadamakkudi	Kadamakkudi		
		68 Ezhikkara	Ezhikkara	Ezhikkara		
		69 Mulavukadu	Mulavukadu	Mulavukadu		
		70 Cheranelloor	Cheranelloor	Cheranelloor		
		71 Maradu	Maradu	Maradu		
VII	Ernakulam (15 Villages)	72 Kumbalam	Kumbalam	Kumbalam		
		73 Udayamperoor	Manakkunnam	Udayamperoor		
		74 Ernakulam (West)	Ernakulam	Kochi Corporation		
		75 Poonithura	Poonithura	Kochi Corporation		
		76 Nedamagramam	Nadama	Thripunithura		
		77 Ernakulam (East)	Ernakulam	Kochi Corporation		
		78 Kumbalangi	Kumbalangi	Kumbalangi		
		79 Palluruthy	Palluruthy	Kochi Corporation		
		80 Vadakkekara	Vadakkekara	Vadakkekara		
		81 Puthenvelikkara	Puthenvelikkara	Puthenvelikkara		
		VIII	Thrissur (8 Villages)	82 Anappuzha	Methala	Kodungallur Municipality
				83 Pullute	Pullute	Kodungallur Municipality
				84 Poyya	Poyya	Poyya
				85 Puthenchira	Puthenchira	Puthenchira
				86 Nedupuzha	Koorkanchery	Thrissur Corporation
87 Venkidangu	Venkidangu			Venkidangu		
88 Karalam	Karalam			Karalam		
89 Velur	Velur			Velur		
IX	Patakkad (2 Villages)	90 Muthalamada	Muthalamada	Muthalamada		
		91 Palakkad	Puthumagaram	Puthumagaram		

Sl No	Name of District	Name of Villages	Revenue village	Name of panchayat
X	Malappuram (6 Villages)	92 Kadavonadu (Ponnani)	Ponnani	Ponnani Municipality
		93 Gomughem	Tirur	Purathoor Panchayat
		94 Purathoor	Tirur	Purathoor Panchayat
		95 Kutturapuzha (Poorappuzha)	Parappanangadi	Tamr Municipality
		96 Palathungal	Parappanangadi	Parappanangadi Municipality
		97 Kadalundipuzha	Parappanangadi	Vallikunnu Panchayat
XI	Kozhikode (8 Villages)	98 Karuvanthuruthy	Karuvanthuruthy	Feroke Municipality
		99 Cheruvannoor	Cheruvannoor	Kozhikode Corporation
		100 Eranjikal	Elathur	Kozhikode Corporation
		101 Vengalam	Chemancheri	Chemancheri Panchayat
		102 Vellur	Atholi	Atholi Panchayat
		103 Teragi	Atholi	Atholi Panchayat
		104 Ulloorkadavu	Ulleri	Chengottakavu Panchayat + Ulliyeri Panchayat
		105 Akalappuzha	Moodadi+Keezhariyoor	Moodadi Panchayat
XII	Wayanad	106 Vythiri	Vythiri	Vythiri
		107 Kurinjimangalam	Kurinjimangalam	Kurinjimangalam
XIII	Kannur (5 Villages)	108 Ezhome	Ezhome	Ezhome
		109 Kattampally	Chirakkal	Chirakkal
		110 Mandalkoor	Dharmadam	Dharmadam
XIV	Kasaragode (2 Villages)	112 Peelikode	Peelikode	Peelikode
		113 Thrikkariapur	Thrikariapur North Neeleswaram	Thrikariapur, Padna, Cheruvat hur Valiyaparamba, Neeleswara m Municipality

District Wise Details of Fish Landing Centres / Sites**THIRUVANANTHAPURAM**

Sl.No	landing centre	Village	District	LAT & LONG
1.	Kollamgode	Pozhiyoor	Trivandrum	08 17.57 N 077 05.79 E
2.	Parithiyoor	Pozhiyoor	Trivandrum	08 18.14 N 077 05.11 E
3.	Poovar	Pozhiyoor	Trivandrum	08 19.03 N 077 03.93 E
4.	Karimkulam	Trivandrum	Trivandrum	08 19.51 N 077 03.40 E
5.	Kochuthura	Karimkulam	Trivandrum	08 19.77 N 077 03.10 E
6.	Puthiathura	Neyyantikara	Trivandrum	08 19.97 N 077 02.78 E
7.	Pallom	Karimkulam	Trivandrum	08 20.31 N 077 02.49 E
8.	Prayammanthura	Karimkulam	Trivandrum	08 20.53 N 077 02.17 E
9.	Chempakaramthura	Karimkulam	Trivandrum	08 20.65 N 077 02.03 E
10.	Adinalathura	Karimkulam	Trivandrum	08 21.11 N 077 01.10 E
11.	Vizhinjam Kottapuram	Karimkulam	Trivandrum	08 22.70 N 076 59.47 E
12.	Vizhinjam North	Vizhinjam Corporation	Trivandrum	08 22.73 N 076 59.32 E
13.	Kovalam	Vizhinjam Corporation	Trivandrum	08 23.78 N 076 58.40 E
14.	Poonthura	Vizhinjam Corporation	Trivandrum	08 26.46 N 076 56.65E
15.	Bheemapally	Muttathara	Trivandrum	08 27.02 N 076 56.19 E
16.	Cheralthura	Muttathara	Trivandrum	08 27.41 N 076 55.87E
17.	Valiathura	Muttathara	Trivandrum	08 27.84 N 076 55.50 E
18.	Vetucadu	Muttathara	Trivandrum	08 29.62 N 076 53.95 E
19.	Kochuveli	Kadakkampally	Trivandrum	08 30.03 N 076 53.58 E
20.	Valiaveli	Kadakkampally	Trivandrum	08 31.23 N 076 52.61 E
21.	Pallihura	Attipra	Trivandrum	08 32.75 N 076 51.43 E
22.	Pathina Thumba	Attipra	Trivandrum	08 33.12 N 076 51.12 E
23.	St. Andrewa	Kazhakoottam	Trivandrum	08 33.72 N 076 50.63 E
24.	Puthenthoppu	Kazhakoottam	Trivandrum	08 34.32 N 076 50.15 E
25.	Vettuthura	Munakmulam	Trivandrum	08 35.37 N 076 49.29 E
26.	Santhipuram	Kadinankulam	Trivandrum	08 35.70 N 076 49.03 E
27.	Marinad	Kadinankulam	Trivandrum	08 35.95 N 076 48.83 E
28.	Puthukurichi	Kadinankulam	Trivandrum	08 36.38 N 076 48.44 E
29.	Muthalapozhy	Kadinankulam	Trivandrum	08 38.10 N 076 47.28 E
30.	Anjengo	Kadinankulam	Trivandrum	08 39.73 N 076 45.79 E
31.	Mannampally	Kadakkavoor	Trivandrum	08 40.72 N 076 44.99 E
32.	Vettoor	Kadakkavoor	Trivandrum	08 42.70 N 076 43.41 E
33.	Chilakkoor	Chirayankeezhu	Trivandrum	08 43.17 N 076 43.10 E
34.	Edava	Varkala	Trivandrum	08 45.97 N 076 41.03 E
35.	Singarathoppu	Singarathoppu	Trivandrum	08 28.15 N 076 55.70 E
36.	Thazampally	Thazampally	Trivandrum	08 39.10 N 076 45.60 E
37.	Odayam	Kappil	Trivandrum	08 47.50 N 076 40.40 E
38.	Kappil	Kappil	Trivandrum	08 46.70 N 076 41.00 E
39.	Kannanthura	Kannanthura	Trivandrum	08 33.50 N 076 54.90 E
40.	Valiathoppu	Valiathoppu	Trivandrum	08 30.10 N 076 55.05 E
41.	Kochuthoppu	Kochuthoppu	Trivandrum	08 28.05 N 076 55.30 E
42.	Poothura	Thumba	Trivandrum	08 32.65 N 076 53.17 E

KOLLAM

Sl.No	landing centre	Village	District	LAT & LONG
1.	Azheekkal	Allapad	Kollam	09 07.89 N 076 28.03 E
2.	Parayakadavu	Allapad	Kollam	09 05.33 N 076 29.11 E
3.	Cheriazheekal	Allapad	Kollam	09 03.31 N 076 30.04 E
4.	Vallamathuruthi	Allapad	Kollam	09 01.38 N 076 31.00 E
5.	Ponmana	Ponmana	Kollam	09 00.47 N 076 31.41 E
6.	Kovilthottam	Chavara	Kollam	08 59.46 N 076 31.46 E
7.	Puthenthura	Neendakara	Kollam	08 57.77 N 076 31.82 E
8.	Neendakara FH	Neendakara	Kollam	08 56.20 N 076 32.28 E
9.	Sakthikulangara	Sakthikulangara	Kollam	08 55.99 N 076 32.63 E
10.	Valavilthoppu	Sakthikulangara	Kollam	09 54.75 N 076 32.57 E
11.	Ozhukkuthodu	Sakthikulangara	Kollam	08 54.26 N 076 32.80 E
12.	Thankasserry FH	Kollam	Kollam	08 51.93 N 076 34.31 E
13.	Wadi	Kollam	Kollam	08 52.89 N 76 34.45 E
14.	Moothakara	Kollam	Kollam	08 53.15 N 076 34.71 E
15.	Jonapuram	Kollam	Kollam	08 52.88 N 07634.71 E
16.	Quilon Port	Kollam	Kollam	08 52.32 N 076 34.85 E
17.	Pallithottam	Kollam	Kollam	08 52.85 N 076 35.08 E
18.	Kakkathoppu	Mundakkal	Kollam	08 51.63 N 076 36.55 E
19.	Eravipuram	Eravipuram	Kollam	08 51.27 N 076 36.94 E
20.	Kolathunpaddam	Eravipuram	Kollam	08 51.06 N 076 37.14 E
21.	Mukkam	Mayyanad	Kollam	08 49.28 N 076 38.62 E
22.	Chillickal	Kottapuram	Kollam	08 48.46 N 076 39.11 E
23.	Thottupuzhi	Kottapuram	Kollam	08 47.68 N 076 39.74 E
24.	Parakkada	Kottapuram	Kollam	08 47.51 N 076 39.61 E
25.	Thanni	Mayyanad	Kollam	08 49.90 N 076 38.15 E

ALAPPUZHA

Sl. No	landing centre	Village	District	LAT & LONG
1.	Chethy	Cherthala South	Alleppey	09 38.10 N 076 17.25 E
2.	Punnappa Viyani	Punnappa	Alleppey	09 25.95 N 076 19.97 E
3.	Alappuzha FSI Kadappum	West Village	Alleppey	09 28.73 N 076 19.27 E
4.	Pallithodu	Kusliyathodu	Alleppey	09 46.30 N 076 16.88 E
5.	Pallithodu Chappa Kadavu	Kusliyathodu	Alleppey	09 47.21 N 076 16.67 E
6.	Anthakaranazhy	Pattanakkad	Alleppey	09 44.85 N 076 17.07 E
7.	Cheriyasserry	Pattanakkad	Alleppey	09 44.59 N 076 17.11 E
8.	Arattuvazhy	Pattanakkad	Alleppey	09 43.67 N 076 17.18 E
9.	Polackal Kadappuram	Pattanakkad	Alleppey	09 43.13 N 076 17.22 E
10.	Thaikkal Beach	Pattanakkad	Alleppey	09 41.16 N 076 17.37 E
11.	Arthungal	Cherthala South	Alleppey	09 40.29 N 076 17.51 E
12.	Chenna Vally	Cherthala South	Alleppey	09 38.47 N 076 17.67 E
13.	Pollethai	Kalavoor	Alleppey	09 34.65 N 076 18.12 E
14.	Vadakkal	Apappanilla West	Alleppey	09 27.80 N 076 19.52 E
15.	Paravoor	Paravoor	Alleppey	09 20.95 N 076 19.75 E
16.	Valiazheekkal	Arattupuzha	Alleppey	09 08.34 N 076 27.94 E

17.	Trikkunnappuzha	Trikkunnappuzha	Alleppey	09 17.58 N 076 23.46 E
18.	Viyani (Punnapra)	Punnapra	Alleppey	09 25.48 N 076 20.11 E
19.	Valanjavazhy	Punnapra	Alleppey	09 23.81 N 076 20.73 E
20.	Komana FLC	Amthalapuzha	Alleppey	09 22.81 N 076 21.12 E
21.	Thottappally	Purakkad	Alleppey	09 19.14 N 076 22.72 E
22.	Pallana HS FLC	Trikkunnappuzha	Alleppey	09 17.58 N 176 23.46 E

ERNAKULAM

Sl.No	landing centre	Village	District	LAT & LONG
1.	Murikkum Padam	Puthuvypeen	Ernakulam	09 59.29N 76 14.40 E
2.	Kalamukku FLC	Puthuvypeen	Ernakulam	09 59.01 N 76 14.54 E
3.	Kalamukku PVT	Puthuvypeen	Ernakulam	09 59.23 N 76 14.54 E
4.	Gosree Puram FLC	Puthuvypeen	Ernakulam	09 58.93 N 76 14.56 E
5.	Puthuvypeen FLC	Puthuvypeen	Ernakulam	09 29.90 N 76 13.12 E
6.	Mulipuram Chappa Kadapuram	Elankunnappuzha	Ernakulam	10 01.22 N 76 12.84 E
7.	Ayyampilli Beach	Ayyampilli	Ernakulam	10 07.10 N 76 11.10 E
8.	Kuzhupilly Beach	Kuzhupilly	Ernakulam	10 06.59 N 76 11.26 E
9.	Puthankadappuram	Nayarambalam	Ernakulam	10 03.98N 76 11.91 E
10.	Munambam FH	Kuzhupilly	Ernakulam	10 10.94 N 76 10.22E
11.	Munambam Mini FH	Kuzhupilly	Ernakulam	10 10.51N 76 10.62 E
12.	Kunji Thai (Inland)	Vadakkekara	Ernakulam	10 09.94 N 76 11.09E
13.	Ezhikkara (Inland)	Ezhikkara	Ernakulam	10 06.78N 76 13.09E
14.	Chathanad (Inland)	Ezhikkara	Ernakulam	10 04.48N 76 14.39E
15.	Thoppunpady	Rameswaram	Ernakulam	09 56.31 N 76 15.76 E
16.	Gondu Parambu	Chellanam	Ernakulam	09 48.80 N 76 16.39E
17.	Tholekkadavu (Manassery)	Palluruthy	Ernakulam	09 55.17N 76 15.08E
18.	Cheriyakadavu	Palluruthy	Ernakulam	09 54.01N 76 15.38 E
19.	Kannamaly	Kumbalangi	Ernakulam	09 52.89 N 76 15.64E
20.	Puttenthodu	Kumbalangi	Ernakulam	09 52.11 N 76 15.79 E
21.	Chellanam FH	Chellanam	Ernakulam	09 47.95 N 76 16.55E
22.	Cherai Beach	Cherai	Ernakulam	10 08.43 N 076
23.	Edavanakkadu	Ayyampilli	Ernakulam	10 05.91 N 076
24.	Beach Road	Rameswaram	Ernakulam	09 56.41 N 076

THRISSUR

Sl.No	landing centre	Village	District	LAT & LONG
1.	Azhikode	Azhikode	Thrissur	10 11.34 N 076 10.43 E
2.	Munnakal Azhikode	Azhikode	Thrissur	10 10.68 N 076 09.76 E
3.	Friyad	Friyad	Thrissur	10 13.50 N 076 08.95 E
4.	Kara	Edavilangu	Thrissur	10 14.01 N 076 08.77 E
5.	Kathiyalam	Edavilangu	Thrissur	10 44.43 N 076 08.63 E
6.	Aturapuram	Vemballur	Thrissur	10 15.37 N 076 08.35 E
7.	Perinjannam Bhejannamadam	Kulimuttam	Thrissur	10 17 61 N 076 07.73 E
8.	Arattukadavu	Perinjannam	Thrissur	10 18.12 N 076 07.57 E
9.	Vanchipura	Kaipamangalam	Thrissur	10 19.19 N 076 07.23 E

10.	Companykadavu	Kaipamangalam	Thrissur	10 20.10 N 076 06.91 E
11.	Chamakala	Chantrapinni	Thrissur	10 20.90 N 076 06.64 E
12.	Palapetty	Valapad	Thrissur	10 21.67 N 076 06.34E
13.	Kazhimbram	Valapad	Thrissur	10 22.14 N 076 06.17 E
14.	Nattika Beach	Nattika	Thrissur	10 24.80 N 076 05.11 E
15.	Nambikkadavu /Thalikulam	Thalikulam	Thrissur	10 25.85 N 076 04.67 E
16.	Vadanapally	Vadanapally	Thrissur	10 27.65 N 076 03.86 E
17.	Chetuva Banglamkadavu	Tangandiyoor	Thrissur	10 30.91 N 076 02.49 E
18.	Munakkadavu	Kadappuram	Thrissur	10 32.38 N 076 01.58 E
19.	Blangad	Chevakkadu Municipality	Thrissur	10 34.32 N 076 00.48 E
20.	Pulben Kadapuram	Chevakkadu Municipality	Thrissur	10 35.81 N 075 59.89 E
21.	Edakazhiyur	Edakazhiyur	Thrissur	10 36.81 N 75 59.32 E
22.	Panchavadi	Punnayur	Thrissur	10 37.22 N 75 59.16 E
23.	Mannalamkunnu	Punnayur	Thrissur	10 39.48 N 075 58.20 E

MALAPPURAM

Sl.No	landing centre	Village	District	LAT & LONG
1	Palappetty	Perumpadap	Malappuram	10 42.09N 075 56.99E
2	Veliyamecode	Veliyamecode	Malappuram	10 44.21N 075 56.30E
3	Ponnani	Ponnani Nagaram	Malappuram	10 46.98N 075 54.92E
4	Koottayi Azhimukham	Purattur	Malappuram	10 47.32N 075 54.66 E
5	Thekke Koottayi	Mangalam	Malappuram	10 50.80N 075 53.88E
6	Pallivallapu	Mangalam	Malappuram	10 50.64N 075 53.91E
7	Vakkad	Vettam	Malappuram	10 52.75N 075 53.46E
8	Puthengadu Paravama	Vettam	Malappuram	10 53.84N 075 53.21E
9	Thevar kadappuram	Niramaruttur	Malappuram	10 54.84N 075 53.03E
10	Tanur	Tanur	Malappuram	10 58.62N 075 52.12E
11	Farukhpalli	Pariyapuram	Malappuram	10 59.94N 075 51.75E
12	Parappanangadi	Parappanangadi	Malappuram	11 03.32N 075 50.90E
13	Alungal Beach (Vudeke Kadappuram)	Parappanangadi	Malappuram	11 04.38N 075 50.61E
14	Vallikunnu/Angadi	Vallikunnu	Malappuram	11 06.64N 075 50.61E
15	Kadalundi Nagaram	Kadalundi Nagaram	Malappuram	11 07.35N 75 49.60E

KOZHIKODE

Sl. No	landing centre	Village	District	LAT & LONG
1	Chaliyam	Kadalumidiyapalam	Kozhikode	11 09.724N 075 48.552E
2	Beypore	Beypore	Kozhikode	11 10.308N 075 48.50E
3	Kozhikode South	Kozhikode/Kasaba	Kozhikode	11 14.315N 075 46.48E
4	Chombala	Azhivoor	Kozhikode	11 39.733N 075 33.068E
5	Badagara Kadalpalam	Badagara	Kozhikode	11 36.047N 075 34.627E
6	Badagara Azhithala	Badagara	Kozhikode	11 34.535N 075 35.304E
7	Kolavi (Irinjal)	Irinjal	Kozhikode	11 32.942N 075 35.716E
8	Thikkodi (Kodikal)	Thikkodi	Kozhikode	11 28.692N 075 37.056E

9	Valavil Kadapuram	Moddady	Kozhikode	11 27.949N 075 38.349E
10	Muthayakadapuram	Moodady	Kozhikode	11 28.083N 075 38.876E
11	Moodady	Veezur	Kozhikode	11 27.935N 075 39.352E
12	Koloth	Panthalazi	Kozhikode	11 27.014N 075 40.872E
13	Quilandy/Koloth	Koyilandi Municipality	Kozhikode	11 25.976N 075 41.540E
14	Kovalad	Chegotta	Kozhikode	11 24.747N 075 42.260E
15	Poilkavu	Chegotta	Kozhikode	11 24.383N 075 42.448E
16	Kappad	Chemancheri	Kozhikode	11 23.539N 075 42.948E
17	Edakadavu	Tiruvagure	Kozhikode	11 22.815N 075 43.280E
18	Elathur	Elathur	Kozhikode	11 21.258N 075 44.159E
19	Puthiyappa	Elathur	Kozhikode	11 19.128N 075 44.792E
20	Vellayil	Kasaba	Kozhikode	11 15.909N 075 46.004E

KANNUR

Sl.No	landing centre	Village	District	LAT & LONG
1	Edakkad	Muzhappilangad	Kannur	11 48.511N 075 25.945E
2	Gopalpatai	Tiruvangad	Kannur	11 43.913N 075 29.955E
3	Thalayikunhi Kadapuram	Tiruvangad	Kannur	11 43.918N 075 30.391E
4	Newmahe	Rodiyari	Kannur	11 42.293N 075 31.909E
5	Dharamadam PC/Thunthi	Dharamadam	Kannur	11 46.140N 075 28.250E
6	Terminal	Mazhappilangad	Kannur	11 46.756N 075 27.318E
7	Ettikulam	Ramanthali	Kannur	12 00.677N 075 12.587E
8	Azheekal Jetty	Azhikode	Kannur	11 56.597N 075 18.635E
9	Tellicherry	Tellicherry	Kannur	11 44.791N 075 29.241E
10	Ayikkara	Kannur Municipality	Kannur	11 51.390N 075 22.549E
11	Azhikode South	Azhikode	Kannur	11 54.119N 075 19.595E
12	Muzhappilangad	Muzhappilangad	Kannur	11 47.022N 075 26.845E
13	Palakode	Ramanthali	Kannur	12 01.624N 075 13.522E

KASARGODE

Sl.No	landing centre	Village	District	LAT & LONG
1	Pallikere	Pallikere	Kasaragode	12 23 469N 075 02 28
2	Chittari	Chittari	Kasaragode	12 20 738N 075 03 626 E
3	Kotikulam	Pallikere III	Kasaragode	12 24 683N 075 01 327 E
4	Bekal	Pallikere II	Kasaragode	12 24 290N 075 01 538 E
5	Kizhur	Kalanad	Kasaragode	12 27 811N 074 59 603E
6	Kizhur Harbour	Kalanad	Kasaragode	12 28 380N 074 59 329 E
7	Talangara Jetty	Kalanad	Kasaragode	12 28 523N 074 59 618 E
8	Kasaba	Kasaragode	Kasaragode	12 29 574N 074 58 763E
9	Adakathbali	Kasaragode	Kasaragode	12 30 315N 074 58 369E
10	Mogral	Kasaragode	Kasaragode	12 33 587N 074 57 366 E
11	Koipadi	Koipadi	Kasaragode	12 35 13.8N 074 56 410E
12	Uppala	Uppala	Kasaragode	12 42 14.6N 074 53 406E
13	Arikkadi	Kasaragode	Kasaragode	12 35.820N 074 56 475E
14	Hosabettu	Hosabettu	Kasaragode	12 42.526N 074 53 185 E
15	Kunzhatthor	Kunzhatthor	Kasaragode	12 44 319N 074 52 381 E
16	Ajanoor-N-Bella	Ajanoor	Kasaragode	12 20 162N 075 03 915 E

17	Chiltari	Cheruvathur	Kasaragode	12 12 879N 075 07 855E
18	Hosdurga-S-Bella	Hosdurge	Kasaragode	12 18 754N 075 04 519E
19	Thaikkadappuram	Neeleswaram	Kasaragode	12 13 217N 075 07 00E
20	Poonchavikadappuram	Hosdurge	Kasaragode	12 16 632N 075 05 413E

Modern Highgenic Fish Markets

Sl No	Name of the market	District	LSGD
1	Kulathur	Trivandrum	Kulathur Grama Panchayat
2	Chirayinkeezhu	Trivandrum	Chirayinkeezhu Grama Panchayat
3	Kazhakuttom	Trivandrum	Thiruvananthapuram Corporation
4	Venjaramoodu	Trivandrum	Nellanad Grama Panchayat
5	Vithura	Trivandrum	Vithura Grama Panchayat
6	Nedumangad	Trivandrum	Nedumangad Municipality
7	Pangode	Trivandrum	Tvm Corporation
8	Konni	Pathanamthitta	Konni grama panchayat
9	Palamel	Alappuzha	Palamel grama panchayat
10	Karuvatta	Alappuzha	Karuvatta grama panchayat
11	Etumanoor	Kottayam	Etumanoor Municipality
12	Changanassery	Kottayam	Changanassery Municipality
13	Vaikom	Kottayam	Vaikom Municipality
14	Kodimatha	Kottayam	Kottayam Municipality
15	Paika	Kottayam	Meenachil Grama Panchayat
16	North Paravur	Ernakulam	Paravur Municipality
17	Ahuva	Ernakulam	Ahuva Municipality
18	Pulluruthy	Ernakulam	Cochin Corporation
19	Thevara	Ernakulam	Cochin corporation
20	Muvattupuzha	Ernakulam	Muvattupuzha Municipality
21	Kalady	Ernakulam	Kalady Grama panchayat
22	Mulanthuruthy	Ernakulam	Mulanthuruthy grama Panchayat
23	Udayamperoor	Ernakulam	Udayamperoor grama Panchayat
24	Irinjalakkuda	Thrissur	Irinjalakkuda Municipality
25	Mala	Thrissur	Mala Grama Panchayat
26	Wadakanchery	Thrissur	Wadakanchery Municipality
27	Pattambi	Palakkad	Pattambi Municipality
28	Wandoor	Malappuram	Wandoor grama panchayat
29	Nilambur	Malappuram	Nilambur Municipality
30	Kalpatta	Wayanad	Kalpatta Municipality
31	Sulthanbathery	Wayanad	Sulthan bathery Grama Panchayat
32	Thodupuzha	Idukki	Thodupuzha Municipality
33	Kumliy	Idukki	Kumliy Grama Panchayat
34	Payyoli	Kozhikode	Payyoli Municipality
35	Kannur	Kannur	Kannur Municipality
36	Thalassery	Kannur	Thalassery Municipality
37	Kasaragode	Kasaragode	Kasaragode Municipality
38	Karikkode	Kollam	Kottamkara Grama Panchayat
39	Mayyanad	Kollam	Mayyanad Grama Panchayat

**CONTACT DETAILS
GOVERNMENT OF KERALA
GOVERNOR**

HON'BLE SHRI. JUSTICE RETD. P. SATHASIVAM
Kerala Raj Bhavan: 04712721100 (Off.), 0471-2720266 (Fax)
COUNCIL OF MINISTERS

MINISTER	TELEPHONE NOS.	FAX	MOBILE
SHRI PINARAYI VIJAYAN Hon'ble Chief Minister	0471-2333241	0471- 2333489	9447565656
PROF. C. RAVEENDRANATH Hon'ble Minister for General Education	0471-2327574 0471-2332868	0471- 2332133	9349759468 9446048800
SHRI. E. CHANDRASEKHARAN Hon'ble Minister for Revenue and Housing	0471-2333670 0471-2320408	0471- 2333350	9447672200
SHRI. A.K. BALAN Hon'ble Minister for Welfare of Scheduled Castes, Scheduled Tribes and Backward Calasses, Law, Culture and Parliamentary Affaris	0471-2333772 0471-2333849	0471- 2332239	9447962200 9846361111
SHRI. P. THILOTHAMAN Hon'ble Minister for Food and Civil Supplies	0471-2333371 0471-2327086	0471- 2321022	9447584400
SHRI. M.M. MANI Hon'ble Minister for Electricity	0471-2333160 0471-2335866	0471- 2327669	9447512082 9447695500
SHRI. J. MERCYKUTTY AMMA Hon'ble Minister for Fisheries, Harbour Engineering and Cashew Industry	0471-233526 0471-2327495	0471- 2323144	9447592200
SHRI. KADAKAMPALLY SURENDRAN Hon'ble Minister for Co-operation, Tourism and Devaswoms	0471-2336605 0471-2337560	0471- 2334294	9447048543 9447917700
SHRI. G. SUDHAKARAN Hon'ble Minister for Public Works and Registration	0471-2333487	0471- 2333460	9447755200
SHRI. RAMACHANDRAN KADANNAPPALLY Hon'ble Minister for Ports, Museums, Archaeology and Archives	0471-2327135 0471-2326772 0471-2518221	0471- 2330019	9447628800 9447150599
SHRI. K. KRISHNANKUTTY Hon'ble Minister for Water Resources	0471-2327561	0471- 2327759	9447012369
SHRI. E. P. JAYARAJAN Hon'ble Minister for Industries and Force	0471-2336966 0471-2336866		9447067633
SHRI. T.M. THOMAS ISSAC Hon'ble Minister for Finance and Coir	0471-2333294 0471-2333254	0471- 2334648	9447733600
SHRI. A. C. MOIDEEN Hon'ble Minister for Local Self Government	0471-2332700		9447978800
SHRI. V.S. SUNIL KUMAR Hon'ble Minister for Agriculture	0471-2333091 0471-2335075	0471- 2333775	9447897700
SHRI. T.P. RAMAKRISHNAN Hon'ble Minister for Labour and Excise	0471-2333833 0471-2331685	0471- 2335866	9447913300

MINISTER	TELEPHONE NOS.	FAX	MOBILE
SMT. K.K. SHAILAJA TEACHER Hon'ble Minister for Health, Socila Justice, Women and Child Development	0471-2327876 0471-2327976	0471- 2327016	9447982200
ADV. K. RAJU Hon'ble Minister for Forests, Animal Husbandary and Zoos	0471-2335366	0471- 2332665	9447875500
SHRI. A.K. SASEENDRAN Hon'ble Minister for Transport	0471-2333176	0471- 2320600	9495969787
SHRI. K.T. JALEEL Hon'ble Minister for Higher Education, Welfare of Minorities and Hajj Pilgrimage	0471-2327895	0471- 2330104	9447896600
SHRI. RAMESH CHENNITHALA Leader of Opposition	0471-2318330 0471-2512050	0471- 2315625	9447777100
SHRI. P. SREERAMAKRISHNAN Speaker	0471-2305830 0471-2308890	0471- 2306714	9447799330
SHRI. V. SASI Deputy Speaker	0471-2512363 0471-2512152	0471- 2512596	9447411002

**PERSONAL STAFF OF MINISTER FOR FISHERIES, HARBOUR ENGINEERING AND
CASHEW INDUSTRY.**

Name	Designation	Phone Numbers	
		Office	Mobile
SHRI. K. SREEDH ARAN NAMBOOTHIRI	Private Secretary Email: sreedhar9898@ gmail.com	0471-2333526	9447692200
		0471-2517174	9446479898
SHRI. K. ANIL KUMAR	Special Private Secretary Email: nilakanilk@ gmail.com	0471-2333526	9446571187
		0471-2517289	9447908020
SHRI. K. ASOKAN	Additional Private Secretary Email: asokankoleri@ gmail.com	0471-2333526	9447141184
		0471-2518700	9447109463
SHRI. E.R. ROY TOM LAL	Additional Private Secretary Email: er.roytomlal@ gmail.com	0471-233526	9447141185
		0471-2517146	94474557752
SHRI. K. M. ELIYAS	Assistant Private Secretary Email: kmavilangu2006 @yahoo.co.in Aliasmathewkuravankudyvilangu @gmail.com	0471-233526	9446470188
		0471-2517178	
SHRI. A. A. BASHEER	Assistant Private Secretary Email: basheerkpm2007 @gmail.com	0471-2333526	8301002104
		0471-2517171	9497047788
SHRI. M.R. BIJU	Assistant Private Secretary Email: apsbijumr@ gmail.com	0471-2333526	7592002277
		0471-2517179	9495434508
SHRI. V.A. REESE	Personal Assistant Email: rainbowreese1983 @gmail.com	0471-2333526	8301002105
			9447267293
SHRI. T. MADHUSO ODANAN NAIR	Additional Personal Assistant Email: tmnair1964 @gmail.com	0471-2333526	9447141188
		0471-2518700	9496154360
SHRI. K. BINU KUMAR	Additional Personal Secretary Email: binukalarickal @gmail.com	0471-2333526	7592002266
		0471-2517177	9446015813

SHRI. M. RADHAKRISHNAN	Additional Personal Assistant	0171-2333526	9195131988
SMT. P. VIMALA	Additional Personal Assistant	0471-233526	9447864308

DEPARTMENT OF FISHERIES, SECRETARIATE, THIRUVANANTHAPURAM

Designation	Name	Phone Numbers		
		Office	Fax	Mobile
Principal Secretary	Sri. K.R. Jyothilal IAS	0471-2320311 0471-2518669		9447744200
Joint Secretary	Smt. Girijakumari G.	0471-2518458		9497003346
Under Secretary (Fisheries A)	Smt. Sreelatha R.S.	0471-2517244		9946044549
Under Secretary (Fisheries B)	Smt. Jayasree L.	0171-2518862		9195182591

DISTRICT COLLECTORS

Name and District	Office Phone	Mobile	Fax & Email
Dr. K. VASUKI IAS THIRUVANANTHAPURAM	0471-2731177	9447700222	0471-2731166 dctvpm@kerala.nic.in
Dr. S. KARTHIKEYAN IAS KOLLAM	0474-2794900	9447795500	0474-2792970 dcklm.ker@nic.in
SREE. SUHAS. S. IAS ALAPPUZHA	0477-2251720	9447129011	0477-2251720 dcalp.ker@nic.in
SREE. P.B. NOOH IAS PATHANAMTHITTA	0168-2222505	9117029008	0168-2222505 dcepta.ker@nic.in
SREE. B.S. THIRUMENI IAS KOTTAYAM	0481-2562001	9447029007	0481-2303303 ddkkm.ker@nic.in
SREE. MOHAMMED Y. SAFIRULLA K. IAS ERNAKULAM	0484-2423001	9447729012	0484-2422282 collectorekm@sifv.com. deckm.ker@nic.in
SREE. K. JEEVAN BABU IAS IDUKKI	0486-2233103	9447032252	0486-2233101 dcidk@kerala.nic.in
SMT. T.V. ANUPAMA IAS THRISSUR	0487-2361020	9447129013	0487-2362210 tsroll.ker@nic.in
SREE. D. BALAMURALI IAS PALAKKAD	0491-2505266	9387288266 9117633115	0491-2505566 depkd@kerala.nic.in
SREE. AMIT MEENA IAS MALAPPURAM	0483-2434355	9446539017	0483-2734355 mlp-collectorate@ messaging.kerala.gov.in
SREE. SREERAM SAMASIVA RAO IAS KOZHIKODE	0495-2371400	9447171400	0495-2370582 dckzk@ker.nic.in
SREE. A.R. AJAYAKUMAR IAS WAYANAD	0493-6202230	9447204646	0493-6203450 dcwayanad@gmail.com
SREE. MIR MOHAMMED ALI KANNUR	0497-2700243	9447029015	0497-2704243 deknr@kerala.nic.in
DR. D. SAJITHBABU IAS KASARGODE	0499-4256400	9447496600	0499-4255833 dckas@kerala.nic.in

MARINE ENFORCEMENT

DIRECTORATE OF FISHERIES, VIKAS BHAVAN, THIRUVANANTHAPURAM

Designation and Name	Office phone	mobile	fax	email
Director of Fisheries Sri.S.Venkatesapathy.IAS	0471- 2303160	9496007020	0471- 2304355	fisheriesdirector@gmail.co m
Addl. Director of Fisheries Sri. P. Sahadevan	0471- 2304598	9496007021	0471- 2304598	additionaldirector18@gmail .com
Joint Director of Fisheries (Aqua) Sri. Ignatious Mandro B.	0471- 2308295	9447141000	0471- 2308295	matsyahq@gmail.com
Joint Director of Fisheries (Project) Smt. Smitha R Nair	0471- 2304348	9496007022		jdlhqvm@gmail.com
Senior Administrative Officer Smt.Geetha Lekshmi M.B	0471- 2303116	9633189472		gcetharsjccv@yahoo.co.in
Senior Finance Officer Sri.Manoharan K.B.	0471- 2304348	9447414346		sfofisheries@gmail.com
Law Officer Smt. Jisha D.	0471 2304348	9495904268		d.jishajyothy@gmail.com
Deputy Director of Fisheries (PME) Sri. S. Santhosh kumar	0471- 2303103	9496007041		ddlpmc@gmail.com
Deputy Director of Fisheries (Marine) Sri. M.Thajuddeen	0471- 2303103	9447141182		ddfmarine.hq@gmail.com
Deputy Director of Fisheries (TEAP) Smt. Vijiraj. I.	0471- 2304348	9447141181		ddfteap2018@gmail.com
Deputy Director of Fisheries (Inland) Smt.Thulasi kumarai.S	0471- 2303103	9496007042		ddl inland.hq@gmail.com
Deputy Registrar Sri. Sureshkumar P.N.	0471- 2304348	9995309443		registrarfisheries@gmail.co m
Deputy Director (Statistics) Smt. M. Suni	0471- 2304348	9496007045		ddfstat1@gmail.com
Deputy Director (Statistics) Sri. S. Gopa kumar	0471- 2304348	9496007051		ddfstat1@gmail.com
Assistant Director of Fisheries (Projects) Sri.Sunilkumar. T.R	0471- 23043482	9694007044		project.fisheries.hq@gmail. com
Assistant Director of Fisheries (P&M) Smt. R. Radha	0471- 2305042	9496007043		adpmfisheries@gmail.com
Assistant Director of Fisheries(JMK) Sri. Benson K.	0471 2308295	8291499547		matsyahq@gmail.com
Administrative Assistant Sri. Swaraj S.S.	0471- 2305042	8089699791		faircopy.dir@gmail.com

Superintendent of Police Sri. J. Kishorkumar	0471- 2308524	9447141180 9497297143	0471- 2308524	spmarine1020@gmail.com
Chief Guard (i/c) Sri. P. Rajeev Kumar	0471- 2308524	9447141184		spmarine1020@gmail.com
Deputy Director of Fisheries Smt. B.S. Smitha	0471- 2308524	9447141190 9497006823		ddfmev1020@gmail.com

ZONAL JOINT DIRECTORS

Dr. M.Lailabeevi South Zone, Thiruvananthapuram	0471 2450351	9496007023	0471 2450351	jdsztvm@gmail.com
Sri. C.Jayanarayanan Central Zone, Ernakulam	0484- 2397371	9496007025	0484-2397371	jdezckm@gmail.com
Sri. K.K. Sathesh Kumar North Zone, Kozhikode	0495- 2380005	9496007024	0495 2380005	jdnzkd@gmail.com

DEPARTMENT OF FISHERIES – DISTRICT OFFICERS

Deputy Director, Thiruvananthapuram Smt .P. Beenasukumar	0471- 2450773	9496007026	0471-2464076	ddftvm@gmail.com
Deputy Director, Kollam Sri. H. Salim	0474- 2792850	9496007027	0474-2792850	ddf kollam@gmail.com
Deputy Director, Alappuzha Sri. Suhair. K	0477- 2252367	9496007028	0477-2252367	ddfisheriesalpy@yahoo.com
Assistant Director, Pathanamthitta Sri. Prince S.	0468- 2223134	8281442344	0468-2223134	fisheriespathanamthitta@yahoo.com
Deputy Director, Kottayam Smt. Jaysree S.	0481- 2566823	9446379027	0481-2566823	fisherieskty@gmail.com
Assistant Director, Idukki Sri. P.Sree kumar	04869- 222326	8921031800	04869-222326	adiukfisheries@gmail.com
Deputy Director, Ernakulam Sri. S. Mahesh	0484- 2394476	9496007029	0484-2394476	ddfzonalekm@gmail.com
Deputy Director, Thrissur Smt. K.V. Sugandhakumari	0487- 2331132	9496007030	0487-2331090	ddltsr@gmail.com
Deputy Director, Malappuram Sri. Abdul Majeed Pothanoor	0494- 2666428	9496007031	0494-2666428	ddf fisheriespni@gmail.com
Deputy Director, Palakkad Sri.Saji. M.Rajesh	0491 2815245	9496007050	0491 2815245	ddf pkd@gmail.com
Deputy Director, Kozhikode Sri. Abdul Majeed Pothooran	0495- 2383780	9496007032	0495 2383780	ddfcalicut@gmail.com
Assistant Director, Wayanad	0493- 6255214	8113805835	04936-256187	adfwyd@gmail.com

Smt.M.Chithra Deputy Director , Kannur	0497- 2731081	9496007033	0497-2731257	ddfiserieskannur@gmail.com
Sri. Sreekantan				om
Smt. Ajitha.K Deputy Director, Kasaragod	0467- 2202537	9496007034	0467-2202537	ddfisksd@gmail.com

FISHERIES STATIONS

Sri. Rajeev S.I. Vizhinjam, Thiruvananthapuram	0471- 2409335	9496007035	0471- 2409335	advizhinjam@gmail.com
Sri. Remesh Sasidharan.S.R Neendakara, Kollam	0476- 2680036	9496007036	0476- 2680036	adfnccndakara@gmail.com
Dr. Sofiya M.J. ADF Kollam		9947824661		
Sri. Nousher kban ADF Alappuzha		9895159912		
Sri. Joice Abraham Vypin, Emakulam	0484- 2502768	9496007037	0484- 2502768	advypin@gmail.com
Sri. Benny William ADF, KRFDP, Malampuzha		9496155958		shibab9496@gmail.com
Smt. Anitha K.T. ADF, Malampuzha		8086604728		Anit_cofict@gmail.com
Smt.Renjini.P.K Beypore, Kozhikode	0195- 2114074	9496007038	0195- 2114074	adfbypore@gmail.com
Smt.Shyni C.K Kannur	0497- 2732487	9496007039	0497- 2732487	adlkannur@gmail.com
Sri. Satheesan P.V. AD Kasargode		9946189425		sathesanpv@gmail.com
Dr. Jugnu, R ADF Kottayam		9746173338		Fisherieskottayam@gmail.com
Sri. Raju Anand B.S. ADF Ponnani		9645752637		

NATIONAL INSTITUTE OF FISHERIES ADMINISTRATION & MANAGEMENT (NIFAM)

East Kadungalloor, U.C. College P.O., Aluva - 683 102, Emakulam

Sri. Dineshan Cheruval Joint Director	0484- 2604179	8547870160	091 484 260 4176	nifamaluva@gmail.com
Smt. Maja Jose P. DD		9745442656		ddlrgaadungallur@gmail.com
Smt. Usha P.K. ADF		9446443338		adlrg@gmail.com

STATE FISHERIES RESOURCE MANAGEMENT SOCIETY (FIRMA)

Smt. Sandhia. R Executive Director	0471- 2335667	9446474744		firmafvn@gmail.com
--	------------------	------------	--	--------------------

AGENCY FOR DEVELOPMENT OF AQUACULTURE KERALA (ADAK)

Reeja, Minchin Road, Near DPI, Thiruvananthapuram, Kerala 695014

Executive Director	0471-2322410		0471-2330653	aquaculturekerala@yahoo.co.in
Joint Executive Director	0471-2322410			aquaculturekerala@yahoo.co.in
Deputy Director Smt. Baby Sheeja Kohur	0471-2322410	9495479585		aquaculturekerala@yahoo.co.in

KERALA FISHERMEN'S WELFARE FUND BOARD, THRISSUR

Ayyappa Nagar, Poonkumam, Thrissur

Telephone : +91 0487 2383088, 2383053 Fax : +91 0487 2383053 E-mail: matsyaboard@gmail.com

Commissioner	0487-2383053	9447135866	0487-2383053	commissionermatsyaboard@gmail.com
Sri. Saju. M. S. Joint Commissioner	0487-2383088	9947646339		sureshteap@gmail.com

SOCIETY FOR ASSISTANCE TO FISHERWOMEN (SAF)

Fisheries Training Centre, East Kadungalloor, U.C. College P.O., Aluva 2., Ernakulam

Email: saf4help@yahoo.com

Smt. Sreelu N.S. Executive Director	0484-2607643	9495040532	0484-2607643	saf4help@yahoo.com
---	--------------	------------	--------------	--------------------

KERALA STATE COASTAL AREA DEVELOPMENT CORPORATION1st floor, Chaluchitra Kalabhavan Building, Vazhuthacaud, Trivandrum - 695014Ph: +91 471 2321520 Fax: +91 471 2323363 Email: kscadc@gmail.com, info@keralacoast.org

Sri. Sheik Pareeth IAS (Rtd) Managing Director	0471-2321520	9846316773	0471-2323363	kscadc@gmail.com
Sri. R. Suresh kumar General Manager	0471-2321520	8281899301	0471-2323363	kscadc@gmail.com
Sri. J. Sureshabu Project Manager (South)	0471-2321520	8281899303	0471-2323363	kscadc@gmail.com
Sri. Saanthosh kumar R. Project Manager (Central)		8281899311		kscadc@gmail.com
Smt. Anil Kumar P. Project Manager (North)		9446616157		kscadckkd@gmail.com

KERALA STATE FISHERMEN DEBT RELIEF COMMISSION

Nalanda Road, Kowdiar P.O., Thiruvananthapuram

Ph: +91 471 2312010 Fax: +91 471 2317010

Justice P.S.Gopinathan Chairman	0471-2312010	9495593939	0471-2317010	gopinathan.ps@gmail.com
Smt.C.Vijayalakshmi Secretary	0471-2312010	9446555295	0471-2312010	ksdreseey@gmail.com

KERALA AQUA VENTURES INTERNATIONAL LIMITED (KAVIL)

Kadungalloor, U.C. College P.O., Aluva - 683 102, Ernakulam

Ph: +91 0484 2606422 Fax: 0484-2606422 E-mail: kavilindia@gmail.com

Dineshan Cheruvat Managing Director in charge	0484 2606422	Mobile 8547870160	kavilindia@gmail.com
---	--------------	----------------------	----------------------

Matsyabhavan Officers**THIRUVANANTHAPURAM**

Sl No	Matsyabhavan	Name of Matsyabhavan Officer	Phone Number
1	Pozhiyoor	Saji	9207149794
2	Adimalathura	Saji	9207149794
3	Poovar	Susheel Kumar	9446555101
4	Pallam	Reena	9745780035
5	Vizhinjam	Anilkumar	9846944411
6	Panathura	Anilkumar	9846944411
7	Poonthura	Sophia	8994166614
8	Reemappally	Jessy	8848490289
9	Vettukadu	Jessy	8848490289
10	Shanghummugham	Jessy	8848490289
11	Valiyathura	Anitha	9447891298
12	Vallakkadav	Anitha	9447891298
13	Valiyaveli	Prasad	9846476668
14	Pallithura	Prasad	9846476668
15	Puthenthoppe	Dileep	8921516060
16	Anchuthengu	Smitha	8129170999
17	Vettoor	Manju	8281925448
18	Edava	Manju	8281925448
19	Chirayinkeezh	Manju	8281925448

KOLLAM DISTRICT

Sl No	Matsyabhavan	Name of Matsyabhavan Officer	Phone Number
1	Mayyamad	Shibu V	9495238663
2	Kollam	Shobhana Upendranath	9895742704
3	Sakthikulangara	Ashokan S	9744175256
4	Neendakara	Sebastian J	9562367348
5	Karithura	Nidhya S	9645296518
6	Panmana	Seethalakshmi T	9562369426
7	Alapadu	Haritha Mohan	9846216818

8	Karunagappally	Babu C	9495732320
9	Thevalakkara	Mary Das V	9495681198
10	Kundara	Sreejaya J	9946201863
11	Thrikkadavoor	Shym S Prabha	9526378475
12	Paravoor	S Joy	9495745241
13	Eravipuram	Karthikeyan T	7907250658

ALAPPUZHA DISTRICT

SI No	Matsyabhavan	Name of Matsyabhavan Officer	Phone Number
1	Arthunkal	Anuraj	9605200894
2	Chethy	Anjali Devi	8086980111
3	Mamar	Decpu	7034810725
4	Kayamkulam	Leena Dennis	9388777487
5	Thiruvallam	Ponnamma	9847478927
6	Kattoor	Surya	8281805770
7	Thottappally	Lucy	9995398627
8	Aroor	Sudarsanan	9526479465
9	Ambalappuzha	Unnikrishnan	9746402787
10	Ottamassery	Madhu	9495600352
11	Vadakkal	Raseena	9656499354
12	Thrikkunnappuzha	Sureshkumar N	8606459808
13	Punnappa	Radhakrishnapillai	9995535785

ERANAKULAM DISTRICT

SI No	Matsyabhavan	Name of Matsyabhavan Officer	Phone Number
1	Muzhambam	Leena Thomas	9846335699
2	Edavanakkad	Lisi T V	8289866457
3	Nayarambalam	Lisi T V	8289866457
4	Njarakkal	Ramya K D	9496494971
5	Elankunnamappuzha	Reshmi P Rajan	9495749147
6	Chellanam	Jibina M M	9020078238
7	Kannamali	Jini P Varghese	9747046037
8	Fort Kochi	Seena Augustine	9995734738
9	Eranakulam	Divya T Babu	9747283520
10	Udayamperoor	Nithu A R	9620192321
11	North Paravur	Sabeena T M	7012612511

THRISSUR DISTRICT

SI No	Matsyabhavan	Name of Matsyabhavan Officer	Phone Number
1	Azhikode	Sindhu P P	8281403032
2	Edavilang	Jeena Gopinath (In Charge)	9207046696
3	Sree Narayanapuram	Anzil PM	9946664066
4	Kaipamangalam	Jeena Gopinath	9207046696
5	Nattika	Suresh Babu V S	7593056600
6	Chetniva	Fadhima P A (In Charge)	9947903111
7	Chavakkad	Fadhima P A	9947903111

MALAPPURAM DISTRICT

SI No	Matsyabhavan	Name of Matsyabhavan Officer	Phone Number
1	Palappetty	Sulaiman A A	9446360873
2	Veliyancode	Sulaiman A A	9446360873
3	Ponnani	Santhoshkumar N V	9746872951
4	Puravaihoor	Sivadas P K	9846214903
5	Mangalam	Sivadas P K	9846214903

6	Vettam	Suresh Babu B	9497725587
7	Niramaruthoor	Suresh Babu B	9497725587
8	Thanur	Tony Joseph	9747596080
9	Parappanangadi	Vijayan N	9847533544
10	Vallikkunnu	Vijayan N	9847533544

KOZHIKODE DISTRICT

Sl No	Matsyabhavan	Name of Matsyabhavan Officer	Phone Number
1	Kadafundi	Toni Joseph	8547355709
2	Beypore	Toni Joseph	8547355709
3	Vellayil	V Suneer	8129339882
4	Elathur	Samna Gopan	9746114100
5	Cheramancheri	Shanthakumar	9847356437
6	Chengottukavu	T. P Prabhakaran	8075654055
7	Koyilandy	Shyam Chand	8921195055
8	Moodadi	Sadheeshbabu	9847999175
9	Thikkodi	Ravi P P	9846142442
10	Payyoli	Babu M	9495670482
11	Vadakara	Sandhya	9747538708
12	Chorode	Babu M	9495670482
13	Onchiyam	Sandhya	9747538708
14	Azhiyur	Babu M	9495670482

KANNUR DISTRICT

Sl No	Matsyabhavan	Name of Matsyabhavan Officer	Phone Number
1	New Mahe	Aneesh Kumar A	9497450499
2	Dharmadam	Vinodan K	9496220259
3	Muzhappilangad	Sujith Kumar M	7012635773
4	Kannur		
5	Azhikode	Mini Narayanan P V	9895245630
6	Madayi	Rajendran K V	8301050974
7	Payyannur (Kavvayi)	Rijul Raj	9847939324
8	Pattuvam	Rajesh T R	9745321680
9	Kannapuram	Anil Kumar K M	9846994782
10	Narath	Baburajan M M	9747597934

KASARAGOD DISTRICT

Sl No	Matsyabhavan	Name of Matsyabhavan Officer	Phone Number
1	Kumbala	Abdulla K P	7012288056
2	Manjeshwar	Abdulla K P	7012288056
3	Kasaba	Anil Kumar A G	8281339833
4	Kanhangad	Jose Babu	9447828061
5	Thrikkariapur	Jose Babu	9447828061
6	Valiyaparamb	Jose Babu	9447828061
7	Cheruvathur	Jose Babu	9447828061
8	Pallikkara	Jose Babu	9447828061
9	Padanna	Jose Babu	9447828061
10	Nilshwar	Jose Babu	9447828061

MATSYAFED KEY CONTACTS**DIRECTOR BOARD MEMBERS**

	Office Phone	Mobile	E-mail
Shri. P.P. Chitharanjan Chairman	0471-2457869	9526041001	chairman@matsyafed.in

HEAD OFFICE

	Office Phone	Mobile	E-mail
Dr. Lawrence Harold Managing Director	0471-2457763	9526041018	mdmfed@gmail.com
Smt. K.R. Anitha Kumari General Manager	0471-2457859	9526041019	matsyafed@matsyafed.in
Dr. M. Nowshad EA to MD	0471-2457172	9526041182	nowshad14@gmail.com
Smt. P.K. Latha Deputy General Manager (Project)	0471-2458606	9526041030	lalhamfed@yahoo.co.in
Shri. P.P. Surendran Deputy General Manager (Commercial Operation)	0471-2458606	9526041024	surendranochin@yahoo.com
Shri. John Bosco Deputy General Manager (Finance)	0471-2457172	9526041027	mfedfin@yahoo.in
Shri. N. Ramdas Deputy General Manager (Extension and Mass Communication)	0471-2458606	9526041033	rammfed@gmail.com
Smt. V. Rekha Deputy General Manager (Aquaculture)	0471-2457172	9526041029	dgmaqua@gmail.com

MATSYAFED DISTRICT OFFICES

THIRUVANANTHAPURAM

	Office Phone	Mobile	E-mail
Smt. Nancy P. George		9526041053	nancypgeroge@yahoo.com
District Manager			
Dr. K.S. Sumangala Kumari			9526041100 drsumangalaks@gmail.com
Assistant Manager			
Project Officer, Cluster 1		9526041280	pushparanig419@gmail.com
Project Officer, Cluster 2		9526041114	sunishok23@gmail.com
Project Officer, Cluster 3		8943130067	vizhinjamcluster@gmail.com
Project Officer, Cluster 4		9526041224	babumazju72@gmail.com
Project Officer, Cluster 5		9526042077	shylaja.pg@gmail.com
Project Officer, Cluster 6		9526041354	soniyascbastin79@gmail.com
Base Station, Vizhinjam		9526041090	midhunmfed@gmail.com
Vyasa Store, Vizhinjam		9526041150	vyasavizhinjam@gmail.com
Vyasa Store, Poonthura		9526041151	mdotvm@yahoo.co.in
Kerosene Bunk, Marianadu		9526041318	marianadbunk@gmail.com
Kerosene Bunk, Vizhinjam		9526041319	vizhinjamkeroseneoutlet@gmail.com
Fish Stall, Vikas Bhavan		9526041320	mdotvm@yahoo.co.in
Fish Stall, Palayam		9526041245	mdotvm@yahoo.co.in
OBM Workshop, Vazhamuttom			9526041160 mdotvm@yahoo.co.in

KOLLAM

Shri. John Issac District Manager	0474-2772971 9526041073	
Smt. H. Monica Assistant Manager	0474-2772971 9526041089	monihenry69@gmail.com
Smt. Sahithy Das Assistant Manager	0474-2772971 9526041094	sahithy62@gmail.com
Shri. D. Lalaji Assistant Manager	0474-2772971 9526041102	lalajid@yahoo.co.in
Project Officer, Cluster 1	9526041072	divyajith1981@gmail.com
Project Officer, Cluster 2	9526041118	rasithakollam@gmail.com
Project Officer, Cluster 3	9526041324	sharikarahul@gmail.com
Project Officer, Cluster 4	9526041178	rajanis809@gmail.com
Project Officer, Cluster 5	9526042211	pbineetha@gmail.com
Project Officer, Cluster 6	9526041325	devirama36389@gmail.com
Vyasa Store, Neendakara	9526041152	sajeevheera2005@gmail.com
Kerosene Bunk, Neendakara	9526041363	ranjumon2011@gmail.com
Diesel Bunk, Sakthikulangara	9526041146	sebastiankattuvila@gmail.com
Diesel Bunk, Neendakara	9526041147	shyjus902@gmail.com
Diesel Bunk, Azheekal	9526041116	
Kerosene Bunk, Thankassery	9526041160	

ALAPPUZHA

Smt. P.L. Valsala Kumari	0477 - 2241597	9526041046	rvalsala44@yahoo.com
District Manager			
Shri.Muhammed Shereef	0477 - 2241597	9526041074	sheref2007@gmail.com
Assistant Manager			
Shri. K. Sajeevan	0477 - 2241597	9526041087	ksajeevan168@gmail.com
Assistant Manager			
Smt. S. Anithakumari	0477 - 2241597	9526041109	anithaakshaya@gmail.com
Assistant Manager			
Project Officer, Cluster 1		9526041218	neethusoaji@gmail.com
Project Officer, Cluster 2		9526041241	sshana1990@yahoo.com
Project Officer, Cluster 3		9526041044	aryaashok.j@gmail.com
Project Officer, Cluster 4 & 5		9526041247	lachuchera@gmail.com
Project Officer, Cluster 6 & 7		9526041271	shincysarasan999@gmail.com
Project Officer, Cluster 8		9526042277	jacintaps05@gmail.com
Matsyafed Kerosene Bunk, Valanjavazhi		9526041364	
Matsyafed Kerosene Bunk, Arthunkal		9526041365	
Matsyafed Vyasa Store, Ambalappuzha		9526041154	sajinisamsan@gmail.com
Matsyafed Vyasa Store, Arthunkal		9526041153	vyasa.arthunkal@gmail.com
Matsyafed OBM Workshop, Valanjavazhi		8075309436	

KOTTAYAM

Shri. P.T. Joseph	04829 - 216180	9526041035	josefpthomas@gmail.com
District Manager			
Shri. P. John Jacob	04829 - 216180	9526041070	johnjacob23@gmail.com
Deputy Manager			
Project Officer, Cluster 1 & 2	9526041246	smithaharshakumar859@gmail.com	
Matsyafed Fish Galaxy, Kottayam	9526041207		
Matsyafed Public Aquarium, Vaikom	9526041076		

ERNAKULAM

Shri. C.D. George	0484 - 2222511	9526041049	georgecd@gmail.com
District Manager			
Smt. T.D. Sudha	0484 - 2222511	9526041108	sudhatd@yahoo.com
Assistant Manager			
Accountant	0484 - 2222511	9526041216	matsyafedekm@gmail.com
Project Officer, Cluster 1	9526041271	anumukundan08@gmail.com	
Project Officer, Cluster 2	9526041184	anjushibu@hotmail.com	
Project Officer, Cluster 3	9526041326	shafna.annie@gmail.com	
Project Officer, Cluster 4	9526041069	dhanyaav12@gmail.com	
Project Officer, Cluster 5	9526041115	matsyaochin@gmail.com	
Project Officer, Cluster 6	9526041268	reshmy.res@gmail.com	
Vyasa Store, Kannamali	9526041155	matsyafedekm@gmail.com	
Vyasa Store, Murikkumpadom		9526041396	matsyafedekm@gmail.com
Vyasa Store, Munambam	9526041385	jojopj0@gmail.com	

Diesel Bunk, Munambam	9526041385	jojopj0@gmail.com
Kerosene Bunk, Thoppumpady	9526041367	matsyafedekm@gmail.com
OBM Service Centre, Vypin	9447290806	matsyafedekm@gmail.com
OBM Service Centre, Chellanam	7034825303	<u>matsyafedekm@gmail.com</u>

THRISSUR

Smt. P. Geetha	0487 - 2396106	9526041050
	<u>geethaunnikrishnan2@gmail.com</u>	
District Manager		
Shri. K.K. Babu	0487 - 2396106	9526041098
	kkbabu0404@gmail.com	
Assistant Manager, Marketing		
Smt. P. Santha Kumari	0487 - 2396106	9526041105
Assistant Manager		
Smt. K. Suja	0487 - 2396106	9526041111
	sujack_2006@yahoo.com	
Assistant Manager, Cluster 1		
Smt. K.R. Sushama	0487 - 2396106	9526041210
	<u>sushamaaravind3497@gmail.com</u>	
Accounts Officer		
Project Officer, Cluster 2 & 3	0487 - 2396106	9526041093
	<u>neethuvs1986@gmail.com</u>	
Project Officer, Cluster 4 & 5	0487 - 2396106	9526041248
	<u>sajithanandan@gmail.com</u>	
Matsyafed Vyasa Store,	0480 - 2848284	9526041157
	<u>mfedvyasater@gmail.com</u>	
Kaipamangalam		
Matsyafed OBM Workshop,	0480 - 2396106	9526041242
	<u>sindhugirish201221@gmail.com</u>	
Azheekode Jetty		
Matsyafed Kerosene Bunk, Azheekode Jetty		9526041242

Matsyafed Diesel Bunk, Azheekkode Jetty	9526041242
Matsyafed Fish Mart, Amala Nagar	9526041397
Matsyafed Fish Mart, Chembookavu	9526041098
Matsyafed Fish Mart, Poothamkulam	9526041098

MALAPPURAM

Smt. V.B. Geetha	0494 - 2423503	9526041051	sasikumarpa123@gmail.com
District Manager			
Shri. Chadrasenan	0494 - 2423503	9526041084	renjitmanual@gmail.com
Assistant Manager			
Extension Officer	0494 - 2423503	9526041231	a.rajeesh@yahoo.co.in
Project Officer		9526041321	777shibin@gmail.com
Project Officer		9526041314	nimisha9388@gmail.com
Project Officer		9526041323	francisprasanth@gmail.com
Project Officer		9526042333	vinayacvini@gmail.com
Project Officer		9526041249	aminatirur@gmail.com
Vyasa Store, Tanur	0494-2423503	9526041383	vyasatnr445@gmail.com
		9747759015	
Kerosene Bunk, Unniyal		9526041249	aminatirur@gmail.com
		9526041139	
Kerosene Bunk, Ponnani		9526041250	nadiyamolk@gmail.com
		9526041368	

KOZHIKODE

Smt. Valsa Joseph M.O.	0495 - 2380344	9526041059	valsajosephmo@yahoo.com
District Manager			
Shri. M.N. Valsaraj	0495 - 2380344	9526041077	valsarajmn@yahoo.co.in
Assistant Manager			
Smt. C.A. Durgabai	0495 - 2380344	9526041083	durga1506@yahoo.co.in
Assistant Manager			
Smt. V.V. Manjula	0495 - 2380344	9526041088	vmanjula@gmail.com
Assistant Manager			
Smt. Sunitha K.S.	0495 - 2380344	9526041126	sunithadhanan@gmail.com
Assistant Manager			
Project Officer		9526041313	sisilysidhu@gmail.com
Project Officer		9526041269	thaslecmanh@gmail.com
Project Officer		9526041125	jaseenaik@gmail.com
Project Officer		952604106	2bhagyaree1904@gmail.com
Project Officer		9526041330	rajilaok2016@gmail.com
Accountant		9526041192	biju688@gmail.com
Vyasa Store, Kozhikode		9526041168	mfeddokkd@gmail.com
Diesel Bunk, Puthiyappa		9526041145	
Diesel Bunk, Beypore		9526041394	mfeddbbepore@gmail.com
Kerosene Bunk, Puthiyappa		9526041369	mfedkbkkd@gmail.com
OBM Workshop, Koyilandy		9526041125	
Fish Mart, Arayidathupalam		9526041499	
Fish Mart, Thiruvannur		9526041183	

KANNUR

Shri. A. Syam Sundar	0497 - 2731257	9526041047	syam_karthika@yahoo.co.in
District Manager			
Smt. Sruthi C.	0497 - 2731257	9526041123	sruthic38@gmail.com
Project Officer, Marketing			
Project Officer, Cluster 1		9526042444	manjushamurali@gmail.com
Project Officer, Cluster 2		9526041270	sreejaok77@gmail.com
Project Officer, Cluster 3		9526041122	sindhusanthosh83@gmail.com
Matsyafed Vyasa Store,	0497 - 2731257	9526041206	mfed_knr@yahoo.com
Mopla Bay			
Matsyafed Kerosene Bunk, Mopla Bay		9526041370	mfed_knr@yahoo.com

KASARAGOD

Smt. K. Vanaja	04994 230176	9526041031	vanajasreedhar62@gmail.com
District Manager			
Shri. K.H. Shareef	04994 230176	9526041127	sherif1669@yahoo.co.in
Assistant Manager, Cluster 2 & 4			
Project Officer, Cluster 1	04994 230176	9526041372	vydchikalathilambadi@gmail.com
Project Officer, Cluster 3	04994 230176	9526041128	sangeethakrishnanp@gmail.com
Accountant	04994 230176	9526041233	sree2276@gmail.com
Matsyafed Diesel Bunk,	04762 261144	9526041371	pravi30577@gmail.com
Cheruvathur			
Matsyafed Vyasa Store,	04994 230176	9526041165	jayanvyasa@yahoo.com
Kasaba Beach			
Matsyafed Kerosene Bunk,	04994 230176	9526041227	sureshankv69@gmail.com
Kasaba Beach			

Unit	Officer	Phone Number	email
Ice & Freezing Plant	Smt. Daisy Benny	0484-2226456 9526041055	Daisy_benny2006@rediffmail.com
OBM Division	Shri. M. Aboobacker	0484-2666631 9526041041	obmdivision@gmail.com
Nylon Net Factory, Ernakulam	Shri. M.K. Sambasivan	0484-2394410 9526041037	Sambasivan61@gmail.com
Net Factory, Kannur	Shri. T.J. Johnson	0497-2770119 9526041040	Johnsonthayyil17@gmail.com
Nylon Net Factory, Muttathara	Sri. Sasi Kumar	9526041057	
Chitosan Plant	Shri. Rex Harold	0476-2681750 9526041085	
Fish Meal & Oil Plant, Azhheccode	Shri. P.M. Ullasan	0480-2819431	fm pazheckode@gmail.com
Fish Meal Plant	Smt. Aparna Radhakrishnan	0495-2383415 9526041099	mfedfmpkdd@yahoo.co.in
Fish Farm/ Aqua Tourism Centre	Smt.P. Nisha	0484-2493864 9526041209	narakkalfishfarm@gmail.com
Matsyafed Prawn Hatchery, Kollam	Shri. K. Manirajan Pillai	0474-2793012 9526041075	manipoikayil@yahoo.com
Matsyafed Prawn Hatchery, Thrissur	Shri. P.M. Ullasan	0480-2844920 9526041164	mfedhatter@yahoo.co.in
Matsyafed Prawn Hatchery, Malappuram	Shri. Chandrasenan	0494-2677250 9526041084	hatcheryvel@yahoo.com
Matsyafed Prawn Hatchery, Kannur	Shri. K.K. Chandrasenan	0497-2731308 9526041084	mfedhatknr@yahoo.co.in
Common Pre Processing Centre, Kollam	Shri. John Issac	0474-2771166 9526041073	johnissac50@gmail.com
Aquarium and Research Centre, Thenmala	Shri.K. Manirajan Pillai	0475-2345005 9526041075	thenmalamatsyafed@yahoo.com
Matsyafed Base Station, Kottayam	Shri. N. Anil	9526041095	nanil66@yahoo.co.in

HELPLINE NUMBERS

Citizens Call Centre	155300 (BSNL network) Mobile users prefix 0471
Child Help Line	1098
Crime Stopper	1090
Disha	1056
GST Help Desk	0471-2785040
MITRA	181
NIRBHAYA	1800 425 1400
SHE TAXI 24 X 7 Call Center	859 00 00 543
Vigilance and Anti Curreption Bureau	1064
Womens Help Line	1091
Kerala Coastal Police	1093
Kerala Costal Zone Management Authority	0471-2548290